

Postgraduate Certificate

Transverse Growth Problems and How to Treat Them





Postgraduate Certificate

Transverse Growth Problems and How to Treat Them

- » Modality: online
- » Duration: 2 months.
- » Certificate: TECH Technological University
- » Dedication: 16h/week
- » Schedule: at your own pace
- » Exams: online

Website: www.techtute.com/us/dentistry/postgraduate-certificate/transverse-growth-problema-how-treat-them

Index

01

Introduction

p. 4

02

Objectives

p. 8

03

Course Management

p. 12

04

Structure and Content

p. 16

05

Methodology

p. 20

06

Certificate

p. 28

01

Introduction

Good oral health is essential for any person and, for this, all pathologies related to the jaw must be treated in time. With this specialization, the dentist will focus on the study of transverse growth problems in order to know the main treatments to attend patients.





“

Our most complete Postgraduate Certificate in Transverse Growth Problems you can find. Join our community of learners and train yourself for success”

In this **Postgraduate Certificate in Transverse Growth Problems and How to Treat Them**, you will study malocclusions in the planes of space to learn about problems in the transverse plane.

Common malocclusions such as crossbite and scissor bite will also be treated. Thus, one can see how these transverse growth deficiencies, especially in the maxillary bone, have a broad relationship with the upper airway and how by solving this transverse problem, nasal breathing is significantly improved.

After completing this course, the student will be able to differentiate between a transverse bone problem and a dentoalveolar compression, so as not to rule out a possible transverse deficiency, even if it does not manifest itself dentally. In this way, with a graphic scheme, you will always keep in mind the potential trade-offs that need to be treated, just as if they did not exist.

This is a complete **Postgraduate Certificate** in which the student will be shown the two essential forms of treatment in this type of transversal problems, such as maxillary disjunction, which consists of the separation of the mid-palatal suture, and dentoalveolar expansion treatment, when the transversal problem is not so severe. On the one hand, we will also teach the types of devices that exist and which one is ideal for each patient.

On the other hand, the intimate relationship between the maxillary transverse problem and Class III malocclusion and why this malocclusion cannot be treated without previously solving the transverse problem. Finally, we will explain the new ways of diagnosing the transversal problem through 3D computerized images, in order to know in more detail and with more certainty what type of malocclusion the professional is facing.

This **Postgraduate Certificate in Transverse Growth Problems and How to Treat Them School Education** contains the most complete and up-to-date program on the market.

The most important features of the course are:

- ♦ The development of case studies presented by experts in cross-cutting growth problems.
- ♦ The graphic, schematic, and eminently practical contents with which they are created provide scientific and practical information on the disciplines that are essential for professional practice.
- ♦ News on cross-growth problems.
- ♦ Practical exercises where the self-assessment process can be carried out to improve learning.
- ♦ Special emphasis on innovative methodologies in cross-cutting growth issues.
- ♦ Theoretical lessons, questions to the expert, debate forums on controversial topics, and individual reflection assignments.
- ♦ Content that is accessible from any fixed or portable device with an Internet connection.



Learn about the best treatments for Transverse Growth Problems thanks to this TECH Technological University"

“

This Postgraduate Certificate constitutes the best investment you can make in the selection of an updating program for two reasons: in addition to updating your knowledge in Transverse Growth Problems, you will obtain a Course Certificate from TECH Technological University"

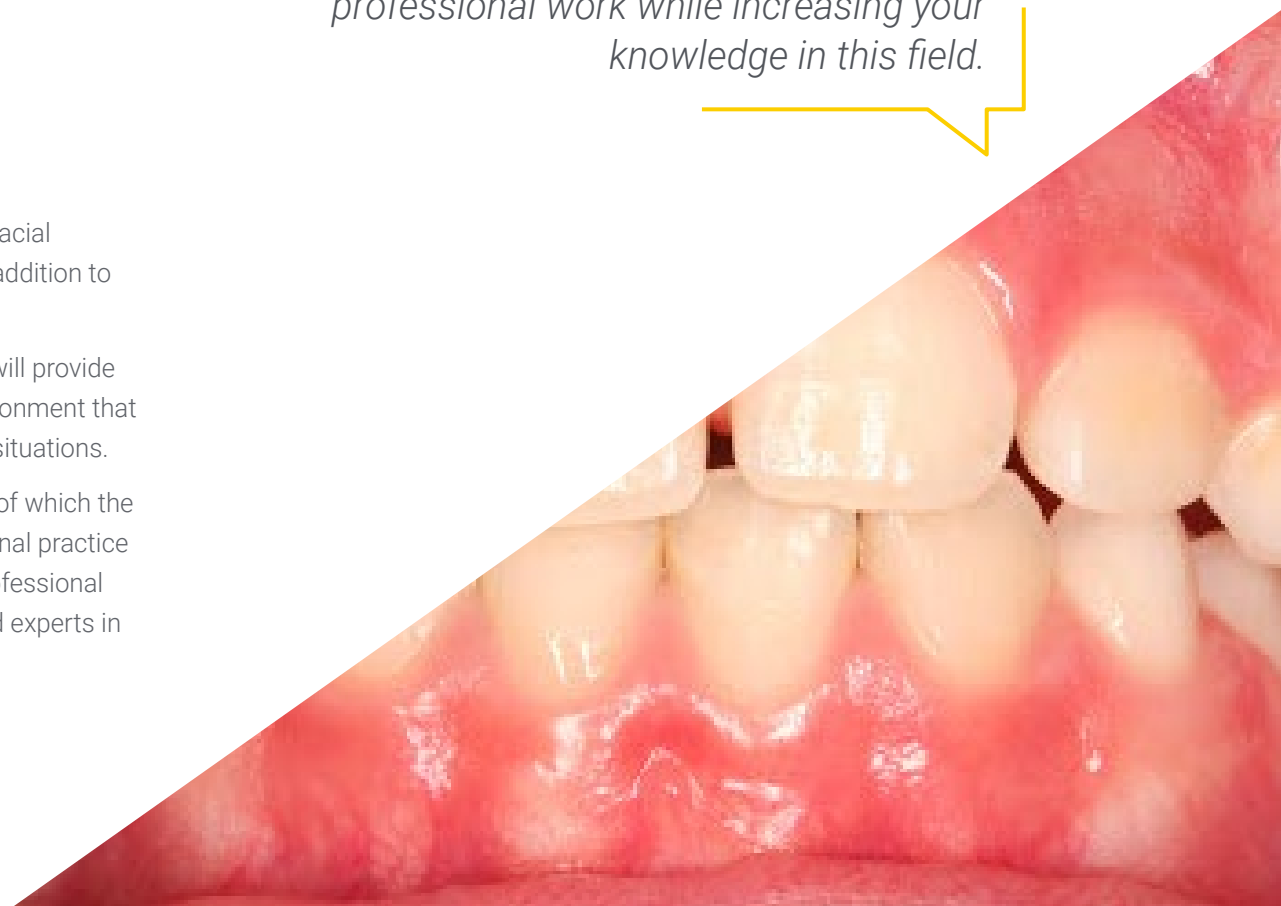
It includes in its teaching staff professionals belonging to the field of Dentofacial Orthopedics, who contribute to this training the experience of their work, in addition to recognized specialists from leading societies and prestigious universities.

The multimedia content, developed with the latest educational technology, will provide the professional with situated and contextual learning, i.e., a simulated environment that will provide immersive training that is programmed to train students in real situations.

The design of this program focuses on Problem Based Learning, by means of which the professional must try to solve the different situations arising from professional practice throughout the academic Postgraduate Certificate. For this purpose, the professional will be assisted by a novel interactive video system developed by recognized experts in the field of cross-growth problems and with great experience.

Do not hesitate on taking this specialization with us and improve your daily practice.

This 100% online course will allow you to combine your studies with your professional work while increasing your knowledge in this field.



02

Objectives

The **Postgraduate Certificate in Transverse Growth Problems and How to Treat Them** is designed to help dental health professionals with the latest advances and the most innovative treatments in the sector.





“

Thanks to this course you will be able to specialize in transversal growth problems”



General Objectives

- ♦ Learn the basic principles of dentomaxillary orthopedics.
- ♦ Master the growth process to know how to try to guide it during orthopedic treatment.
- ♦ Be able to master the dental eruption process, as well as any possible anomalies.
- ♦ Recognize all the structures present in the tests to make a complete and accurate diagnosis, which is essential when choosing the ideal treatment.
- ♦ Learn how to perform the most commonly used cephalometry tests, which will provide important data on growth and will allow you to choose one treatment or another.
- ♦ Be able to identify vertical problems present in the patient and explain their most common manifestations.
- ♦ Learn to identify the manifestations of transversal problems in growth and their causes.
- ♦ Learn about all anteroposterior malocclusions and their complexities in order to choose the best possible treatment in each case.
- ♦ Learn the rules that must be followed in order to obtain harmonious growth, as well as the devices that exist to achieve it.
- ♦ Discover the impact that habits have on craniofacial development and the appliances we can use to correct these habits and allow the patient to develop correctly.





Specific Objectives

- ◆ Learn about transverse syndrome and its manifestations.
- ◆ Identify the close relationship between transverse bone problems and the upper airway.
- ◆ Recognize the manifestations of a possible dentoalveolar compensation, masking a skeletal origin.
- ◆ Identify possible treatments for these transverse problems, such as maxillary disjunction or dentoalveolar expansion.
- ◆ Learn about the different appliances available to treat these malocclusions.
- ◆ Recognize the relationship of these transversal problems to skeletal Class IIIs.
- ◆ Know the latest forms of cross-sectional diagnostics and how to interpret them.



Seize the opportunity and take the step to get up to date on the latest developments in Transversal Growth Problems.

Transverse Growth and how to How to Treat Them".

03

Course Management

The program includes in its teaching staff reference experts in Dentofacial Orthopedics, who share the experience of their work. In addition, other specialists of recognized prestige participate in its design and elaboration completing the program in an interdisciplinary manner.





“

Leading professionals in the field have come together to teach you the latest advances in cross-growth problems”

Management



Merino González, Belén

- ◆ Degree in Dentistry from the European University of Madrid.
- ◆ Postgraduate Degree in Surgery, Periodontics, and Implantology from the University of Alcalá de Henares.
- ◆ Management in the Surgery Department at Ziving Clinic.
- ◆ Collaborator on the TECH Master's Degree in Surgery.
- ◆ Associate Professor at Rey Juan Carlos University, Madrid. Surgery Department 2014-2015.
- ◆ Speaker at Madrid Dental Association Conferences.
- ◆ Surgery course leader.
- ◆ Daily practice in a private clinic specializing in Surgery, Implantology, and Periodontics.

Co-Direction



Merino González, Ramón

- ◆ Degree in Dentistry from San Pablo-CEU University.
- ◆ Postgraduate Degree in Orthodontics and Dentomaxillary Orthopedics from the University of Alcalá de Henares.
- ◆ Management in the Orthodontics and Orthopedics Department at Ziving Clinic.
- ◆ Preclinical TECH Master's Degree from the I.U. Mississippi.
- ◆ Orthodontist in a private clinic.



04

Structure and Content

The structure of the contents has been designed by leading professionals in Dentofacial Orthopedics, with extensive experience and recognized prestige in the profession, backed by the volume of cases reviewed, studied, and diagnosed, and with extensive knowledge of new technologies applied to dental health.





“

This Postgraduate Certificate in Transverse Growth Problems and How to Treat Them contains the most complete and up-to-date program on the market”

Module 1. Transversal Problem

- 1.1. Definition of Transversal Syndrome.
- 1.2. Relationship with the Airways.
- 1.3. Dentoalveolar Compensation (Pedro Lorente Table)
- 1.4. Dentoalveolar Expansion.
- 1.5. Maxillary Disjunction.
- 1.6. Types of Disjunctions.
- 1.7. Relation with Class III (Chin Strap and Facial Mask)
- 1.8. New Diagnostic Methods.





“

A complete and well-developed syllabus that will propel you towards excellence in your profession in the simplest and most effective way”

05

Methodology

This training provides you with a different way of learning. Our methodology uses a cyclical learning approach: ***Re-learning.***

This teaching system is used in the most prestigious medical schools in the world, and major publications such as the ***New England Journal of Medicine*** have considered it to be one of the most effective.





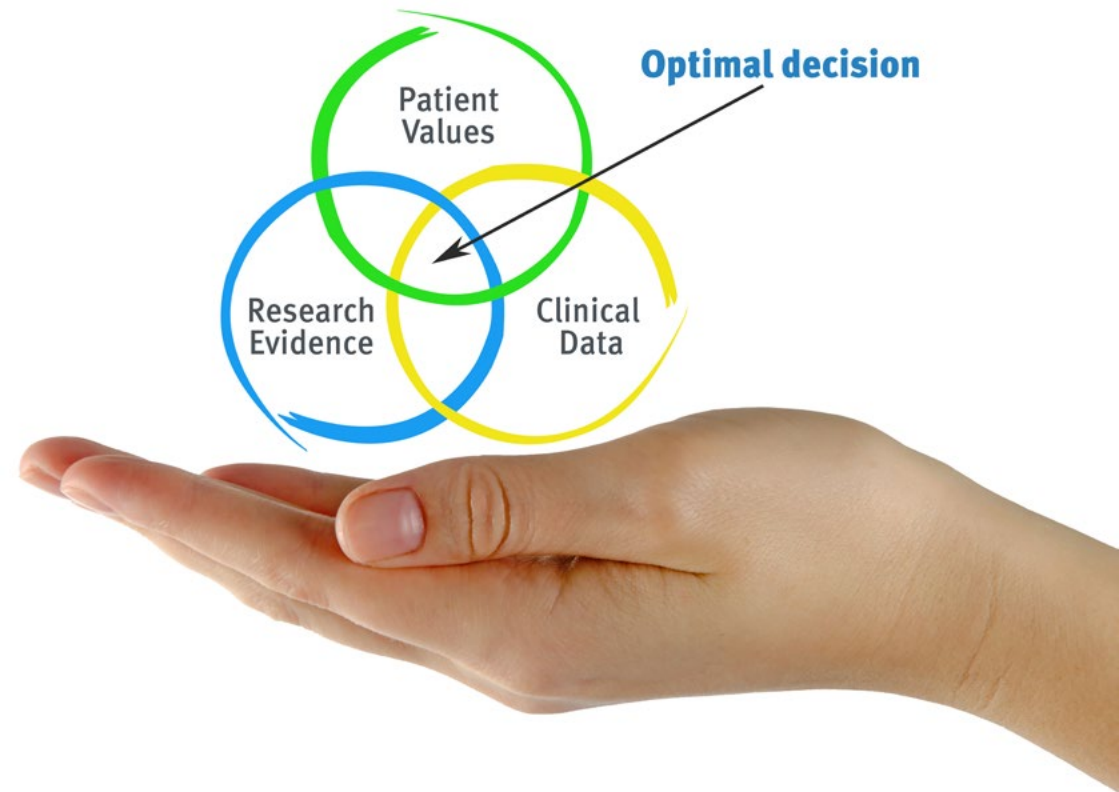
“

Discover Re-learning, a system that abandons conventional linear learning, to take you through cyclical teaching systems: a way of learning that has proven to be extremely effective, especially in subjects that require memorization"

At TECH we use the Case Method

In a given clinical situation, what would you do? Throughout the program you will be presented with multiple simulated clinical cases based on real patients, where you will have to investigate, establish hypotheses and, finally, resolve the situation. There is abundant scientific evidence on the effectiveness of the method. Dentists learn better, faster, and more sustainably over time.

With TECH you can experience a way of learning that is shaking the foundations of traditional universities around the world.



According to Dr. Gérvas, the clinical case is the annotated presentation of a patient, or group of patients, which becomes a "case", an example or model that illustrates some peculiar clinical component, either because of its teaching potential or because of its uniqueness or rarity. It is essential that the case is based on current professional life, trying to recreate the real conditions in the dentist's professional practice.

“

Did you know that this method was developed in 1912 at Harvard for law students? The case method consisted of presenting students with real-life, complex situations for them to make decisions and justify their decisions on how to solve them. In 1924, Harvard adopted it as a standard teaching method"

The effectiveness of the method is justified by four fundamental achievements:

1. Students who follow this method not only grasp concepts, but also develop their mental capacity by means of exercises to evaluate real situations and apply their knowledge.
2. The learning process has a clear focus on practical skills that allow the student to better integrate into the real world.
3. Ideas and concepts are understood more efficiently, given that the example situations are based on real-life.
4. Students like to feel that the effort they put into their studies is worthwhile. This then translates into a greater interest in learning and more time dedicated to working on the course.



Re-Learning Methodology

At TECH we enhance the Harvard case method with the best 100% online teaching methodology available: Re-learning.

Our University is the first in the world to combine the study of clinical cases with a 100% online learning system based on repetition, combining a minimum of 8 different elements in each lesson, which represent a real revolution with respect to simply studying and analyzing cases.



The student will learn through real cases and by solving complex situations in simulated learning environments. These simulations are developed using state-of-the-art software to facilitate immersive learning.

At the forefront of world teaching, the Re-learning method has managed to improve the overall satisfaction levels of professionals who complete their studies, with respect to the quality indicators of the best Spanish-speaking online university (Columbia University).

With this methodology we have trained more than 115,000 students with unprecedented success, in all clinical specialties regardless of the surgical load. All this in a highly demanding environment, where the students have a strong socio-economic profile and an average age of 43.5 years.

Re-learning will allow you to learn with less effort and better performance, involving you more in your training, developing a critical mindset, defending arguments, and contrasting opinions: a direct equation to success.

In our program, learning is not a linear process, but rather a spiral (we learn, unlearn, forget, and re-learn). Therefore, we combine each of these elements concentrically.

The overall score obtained by our learning system is 8.01, according to the highest international standards.



In this program you will have access to the best educational material, prepared with you in mind:



Study Material

All teaching material is produced by the specialists who teach the course, specifically for the course, so that the teaching content is highly specific and precise.

This content is then adapted in an audiovisual format that will create our way of working online, with the latest techniques that allow us to offer you high quality in all of the material that we provide you with.



Surgical Techniques and Procedures on Video

We introduce you to the latest techniques, to the latest educational advances, to the forefront of current dental techniques. All this, in first person, with the maximum rigor, explained and detailed for your assimilation and understanding. And best of all, you can watch them as many times as you want.



Interactive Summaries

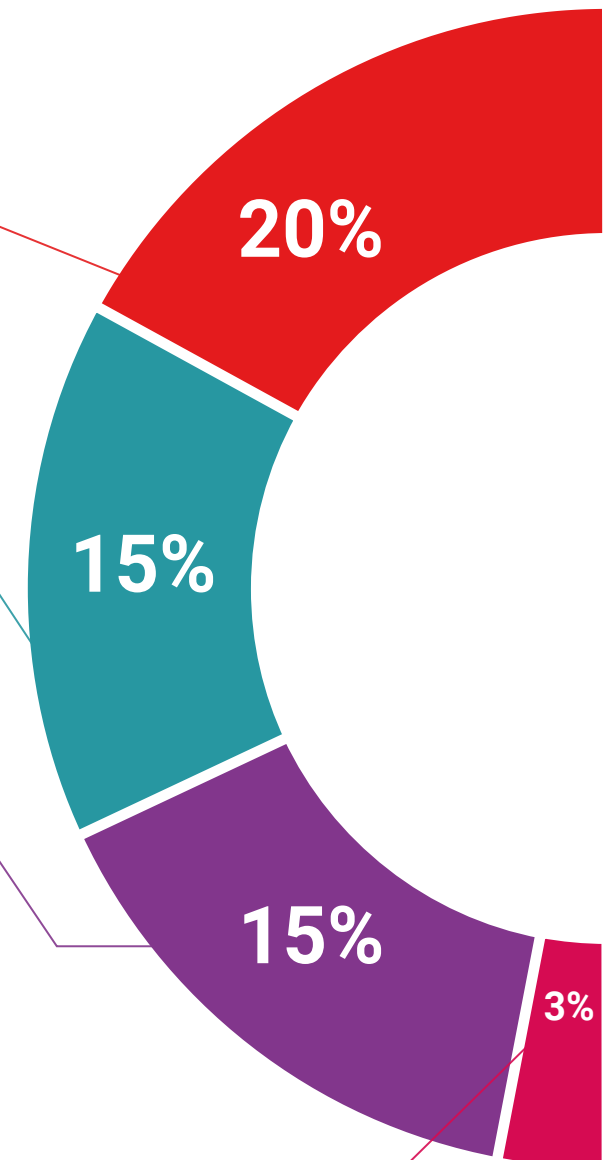
We present the contents attractively and dynamically in multimedia lessons that include audio, videos, images, diagrams, and concept maps in order to reinforce knowledge.

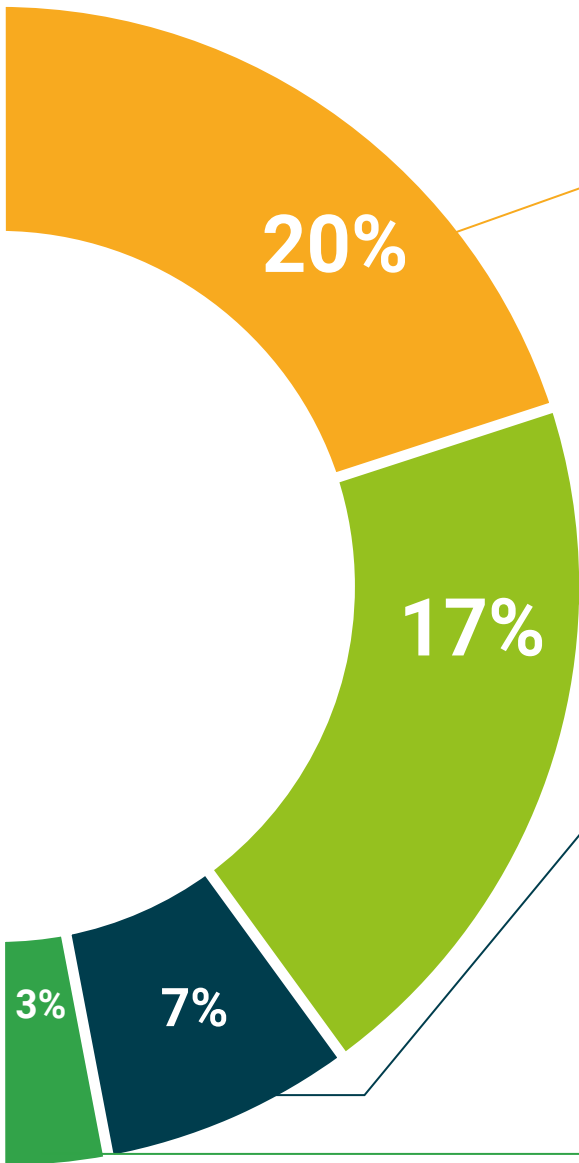
This multimedia content presentation training system was awarded by Microsoft as a "European Success Story".



Additional Reading

Recent articles, consensus documents, international guides. in our virtual library you will have access to everything you need to complete your training.





Expert-Led Case Studies and Case Analysis

Effective learning ought to be contextual. Therefore, we will present you with real case developments in which the expert will guide you through focusing on and solving the different situations: a clear and direct way to achieve the highest degree of understanding.



Testing & Re-testing

We periodically evaluate and re-evaluate your knowledge throughout the program, through assessment and self-assessment activities and exercises: so that you can see how you are achieving your goals.



Classes

There is scientific evidence suggesting that observing third-party experts can be useful.

Learning from an expert strengthens knowledge and memory, and generates confidence in our future difficult decisions.



Quick Action Guides

We offer you the most relevant contents of the course in the form of worksheets or quick action guides. A synthetic, practical, and effective way to help you progress in your learning.



06

Certificate

The Postgraduate Certificate in Transverse Growth Problems and How to Treat Them guarantees you, besides the most rigorous and updated training, access to a Postgraduate Certificate issued by TECH Technological University.



“

Successfully complete this specialization and receive your diploma without the hassle of travel or paperwork”

This Postgraduate Certificate in Transverse Growth Problems and How to Treat Them School Education contains the most complete and up-to-date program on the market.

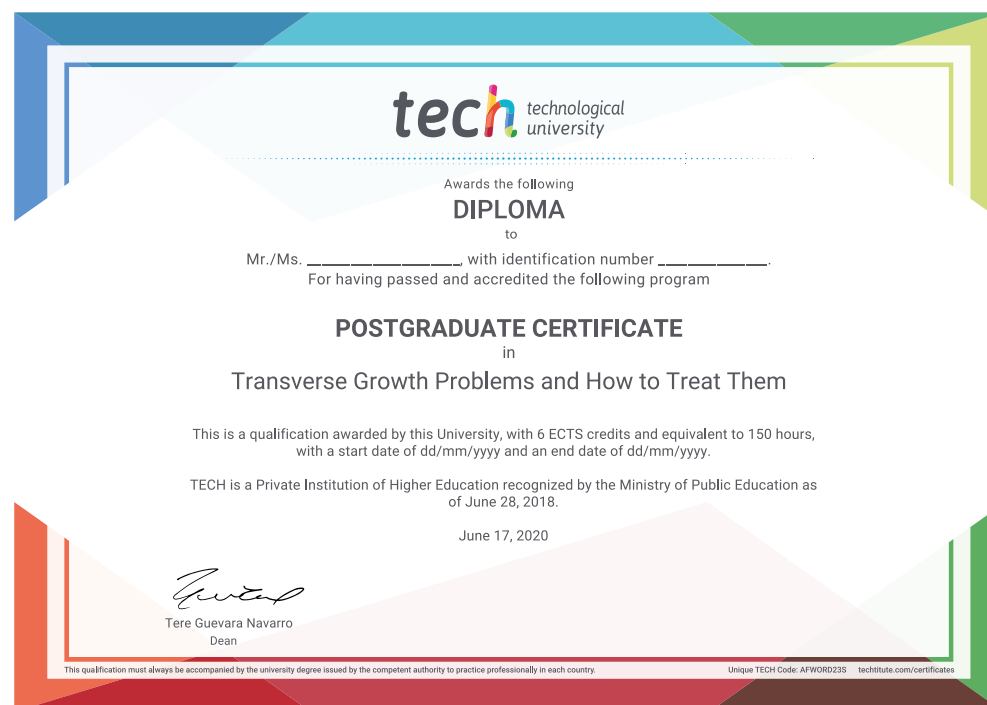
After the student has passed the evaluations, he/she will receive by mail with acknowledgment of receipt his/her corresponding Postgraduate certificate issued by TECH Technological University

The certificate issued by TECH Technological University will specify the qualification obtained through the Postgraduate Certificate, and meets the requirements commonly demanded by labor exchanges, competitive examinations, and professional career evaluation committees.

Title: **Postgraduate Certificate in Transverse Growth Problems and How to Treat Them**

ECTS: 6

Nº Hours: **150 hours.**



health confidence people
education information tutors
guarantee accreditation teaching
institutions technology learning
community commitment
personalized service innovation
knowledge present
development language
classroom



Postgraduate Certificate Transverse Growth Problems and How to Treat Them

- » Modality: **online**
- » Duration: **2 months.**
- » Certificate: **TECH Technological University**
- » Dedication: **16h/week**
- » Schedule: **at your own pace**
- » Exams: **online**

Postgraduate Certificate

Transverse Growth Problems and How to Treat Them

