

# Postgraduate Certificate

## Pathology and Therapeutics of Dental Pulp in Pediatric Dentistry





## Postgraduate Certificate Pathology and Therapeutics of Dental Pulp in Pediatric Dentistry

- » Modality: online
- » Duration: 6 weeks
- » Certificate: TECH Technological University
- » Dedication: 16h/week
- » Schedule: at your own pace
- » Exams: online

Website: [www.techtute.com/us/dentistry/postgraduate-certificate/pathology-therapeutics-dental-pulp-pediatric-dentistry](http://www.techtute.com/us/dentistry/postgraduate-certificate/pathology-therapeutics-dental-pulp-pediatric-dentistry)

# Index

01

Introduction

---

*p. 4*

02

Objectives

---

*p. 8*

03

Course Management

---

*p. 12*

04

Structure and Content

---

*p. 24*

05

Methodology

---

*p. 28*

06

Certificate

---

*p. 36*

# 01

# Introduction

A dental professional must be aware of the latest advances in their field, especially in the techniques, tools and materials used in the different pathologies. Caries, trauma or bruxism are just some of the factors that influence the dental pulp. Appropriate intervention by a specialist will be key to the protection or recovery of the tooth. This 100% online program delves into the pathology and treatment through enriching multimedia material provided by an expert teaching team with extensive experience in pediatric dentistry.





“

*Thanks to this program, you will achieve, in just 2 months, the knowledge update you are looking for”*



Recent advances in dentistry have led to the development of better techniques for bonding materials or a better understanding of pulp biology. All this has benefited a better approach to pulp capping, allowing preservation and preventing tooth sensitivity. This Postgraduate Certificate provides the dental professional with the most comprehensive knowledge on Pathology and Therapeutics of Dental Pulp in Pediatric Dentistry.

A program, taught in 100% online mode, which will allow the professional to update their knowledge in this field throughout the 100 teaching hours that make up this program. An intensive teaching program in which you will delve into pulp pathology in primary dentition, pulp therapy in primary teeth or pulp therapy in young permanent teeth. The multimedia content (video summaries, interactive diagrams, videos in detail) that students will find in this Postgraduate Certificate adds great value to the program, which also has simulations of real cases, which will put the professional in the situation of different cases.

TECH therefore offers an excellent opportunity for dental professionals who wish to update their knowledge while combining quality education with their professional and/or personal responsibilities. Students will only need an electronic device (computer, tablet or cell phone) to be able to connect at any time of the day and access the entire syllabus available from the beginning of the course. This will allow you to distribute the teaching load according to your needs, without attendance or fixed schedules. In addition, the Relearning system, used by this academic institution, makes it possible to reduce the number of hours of study, which is more frequent with other teaching methods.

And, exclusively, you will have access to 100 minutes of masterclasses in which an internationally renowned figure will share their professional experience, as well as the clinical strategies and techniques that have elevated his career to the top of the sector. In this way, the graduate will have the support of a reference of the highest level to update their practice and implement the most advanced concepts of Pediatric Dentistry.

This **Postgraduate Certificate in Pathology and Therapeutics of Dental Pulp in Pediatric Dentistry** contains the most complete and up-to-date scientific program on the market. Its most notable features are:

- ♦ Practical cases presented by experts in Dentistry
- ♦ The graphic, schematic, and practical contents with which they are created, provide scientific and practical information on the disciplines that are essential for professional practice
- ♦ Practical exercises where self-assessment can be used to improve learning
- ♦ Its special emphasis on innovative methodologies
- ♦ Theoretical lessons, questions to the expert, debate forums on controversial topics, and individual reflection assignments
- ♦ Content that is accessible from any fixed or portable device with an Internet connection



*The simulations of practical cases will put you in situation and will be very useful in your daily clinical practice"*

“

*A 100% online program that will allow you to explore the criteria for success or failure of dental pulp treatment”*

The program’s teaching staff includes professionals from the sector who contribute their work experience to this program, as well as renowned specialists from leading societies and prestigious universities.

The multimedia content, developed with the latest educational technology, will provide the professional with situated and contextual learning, i.e., a simulated environment that will provide immersive knowledge programmed to learn in real situations.

This program is designed around Problem-Based Learning, whereby the professional must try to solve the different professional practice situations that arise throughout the program. For this purpose, the student will be assisted by an innovative interactive video system created by renowned and experienced experts.

*The program includes 10 exclusive masterclasses elaborated by an international expert in the field of Pediatric Dentistry.*

*Access 24 hours a day to the syllabus of this Postgraduate Certificate, comfortably, from and when you want.*



# 02 Objectives

This Postgraduate Certificate gives the dental professional the opportunity to update their knowledge through a 2-month course in which they will learn about the clinical and radiological characteristics of the different pulp conditions in primary dentition, the different techniques used in pulp therapy, as well as the possible obturation materials. The specialized teaching team will guide the students during the development of this program in order to achieve their goals.







“

*Throughout the 100 hours of this program, you will be able to achieve the knowledge update you were looking for"*



## General Objectives

---

- Update the professional's knowledge in the different areas covered by comprehensive dental care in pediatric patients from birth to 14 years of age, with data-based scientific evidence
- Promote work strategies based on a comprehensive approach to the patient and individualized attention to each child according to their age and medical, dental and emotional needs
- Encourage the acquisition of technical skills and abilities, through a powerful audiovisual system, and the possibility of development through online simulation workshops and/or specific training
- Encourage professional stimulation through continuing education and research
- Promote understanding of the integral and multidisciplinary nature of pediatric dentistry, the importance of orderly, systematized and ethical teamwork and the role of the dentist working with the pediatric population as a health educator for children and their families



*Refresh your knowledge on the appropriate choice of treatment for young permanent teeth with pulp alterations"*







## Specific Objectives

---

- ◆ Learn the clinical and radiological characteristics of the different pulp conditions in primary teeth
- ◆ Apply the most appropriate protocol to determine the degree of damage to the temporal pulp
- ◆ Describe the different techniques used in pulp therapy, as well as the possible obturation materials
- ◆ Explain how and when pulp protection is performed on primary teeth
- ◆ Explain how and when indirect pulp treatment is performed on temporary teeth
- ◆ Explain how and when a pulpotomy is performed on primary teeth
- ◆ Explain how and when pulpectomy is performed on primary teeth
- ◆ Acquire criteria to choose which treatment will be performed in young permanent teeth with pulp alterations
- ◆ Define how and when to perform direct pulp capping and indirect pulp capping in young permanent teeth
- ◆ Describe how and when an apicogenesis is performed in young permanent teeth
- ◆ Explain how and when apicoforming is performed on young permanent teeth

# 03

# Course Management

The dental professional who studies this Postgraduate Certificate will have at their disposal a management and teaching team with extensive experience in pediatric dentistry and in the field of teaching. Two axes that will be key in the development of this Postgraduate Certificate, where TECH seeks that students reach the renewal of their knowledge in an innovative way and according to the current academic times. All of this, without losing focus on providing students with quality education that allows them to achieve their goals.







“

*TECH maintains its philosophy of offering students a quality education in line with current academic times”*



## International Guest Director

Professor Raman Bedi is the Chairman of the Global Child Dental Fund and was previously Chief Dental Officer in England, i.e. the most senior advisor on dentistry in each of the four UK governments and head of the dental profession.

Since 2012 Raman has been the founding chair of the oral health working group of the World Federation of Public Health Associations, which raises the importance of oral health issues affecting global public health. He is a practicing specialist, focusing exclusively on the comprehensive oral rehabilitation of young children. He was a consultant to the NHS in pediatric dentistry from 1991 to 2005 and is on the General Dental Council's list of specialists in pediatric dentistry and dental public health. He is a consultant to WHO on curriculum development in the field of patient safety and dentistry, and was co-chair of the World Expert Committee on the management and prevention of dental caries. Recently, he was asked by WHO to review dental services in Oman.

Raman served as head of dental public health at the Eastman Dental Institute at University College London and director of the National Centre for Transcultural Oral Health. He was also co-director of the World Health Organization Collaborating Centre at the Eastman Dental Institute. He is currently professor emeritus at King's College London. He is one of the few researchers to have been awarded a Doctor of Science degree by the University of Bristol (2003) for his contribution to dental research and a Doctor of Humane Letters degree (2010) by AT Still University (Arizona) for his scholarly contribution to the social sciences.



## Dr. Bedi, Raman

---

- ♦ Professor Emeritus of King's College London.
- ♦ Formerly Director of Dentistry England.
- ♦ Extraordinary Professor of Pediatric Dentistry at the University of the Western Cape, South Africa
- ♦ Adjunct Professor at the University of Pennsylvania
- ♦ Doctor of Dental Surgery, University of Bristol
- ♦ Doctor of Humane Letters from AT Still, U.S.A.
- ♦ Doctor of Science, University of Bristol
- ♦ Honorary Fellow of Dental Surgery of the Royal College of Physicians and Surgeons of Glasgow
- ♦ Honorary Fellow of the Faculty of Public Health, UK.

“

*Thanks to TECH, you will be able to learn with the best professionals in the world”*

## Professors

### Dr. Del Campo Rodríguez, Angel

- ◆ Specialist in Pediatric Dentistry and Preventive and Interceptive Orthodontics
- ◆ Ad Honorem collaborating professor in the Master of Aesthetic, Adhesive and Minimally Invasive Dentistry at the Lluís Alcanyis Foundation Dental Clinic, University of Valencia
- ◆ Member of the American Academy of Pediatric Dentistry
- ◆ Member of the Spanish Society of Pediatric Dentistry
- ◆ PhD in Dentistry from the University of Valencia
- ◆ Degree in Dentistry from the Intercontinental University of Mexico City
- ◆ Postgraduate degree in Pediatric Dentistry from New York University College of Dentistry
- ◆ Master in Gestalt Therapy and Diploma in Child and Adolescent Gestalt Therapy from the Gestalt Therapy Institute of Valencia

### Dr. Cruz Pamplona, Marta

- ◆ Degree in Dentistry. Faculty of Experimental and Health Sciences, Cardenal - Herrera CEU, Moncada, Valencia, Spain
- ◆ Master's Degree in Medicine and Oral Surgery Faculty of Medicine and Dentistry, University of Valencia. Spain
- ◆ Diploma in Oral Medicine, General University Hospital Consortium in Valencia. Spain
- ◆ Associate Professor of Oral Medicine (international degree) (CEU-Cardenal Herrera University), Moncada, Valencia. Spain
- ◆ Professor of the degree in Dentistry (regular degree and international degree) at the European University of Valencia, Valencia, Spain
- ◆ Professor of Adult and Child Clinical Practice" at the European University of Valencia, Valencia, Spain
- ◆ Author of several research papers, publications and oral communications
- ◆ Private clinical practice of general dentistry

### Dr. Enciso Ripoll, Manuel Jesús

- ◆ Assistant dentist at the Hospital de Manises, in Valencia, Spain
- ◆ Degree in Dentistry from the University of Valencia
- ◆ Degree in Veterinary Medicine at the Cardenal-Herrera CEU University
- ◆ Diploma of Advanced Studies in the Program in Human Tumor Pathology at the University of Valencia
- ◆ Master in Molecular Oncology by the National Cancer Research Center and the European School of Oncology
- ◆ Official Master's Degree in Health Management from the Catholic University of Valencia
- ◆ Master's Degree in Individual and Community Clinical Dentistry at the University of Valencia
- ◆ Associate Professor of Oral Medicine. Prosthesis III Minimally Invasive Dentistry, Legal and Forensic Dentistry Faculty of Experimental and Health Sciences, CEU Cardenal-Herrera University, Moncada, Valencia, Spain
- ◆ Member of SEOP, SESPO, SEPA and SECIB

### Dr. Figueroa García, Angela

- ◆ Degree in Dentistry, Los Andes University, Merida, Venezuela
- ◆ Master in Periodontics, Faculty of Medicine and Dentistry, University of Valencia, Spain
- ◆ Doctor in Dentistry, Faculty of Medicine and Dentistry, University of Valencia, Spain
- ◆ Undergraduate and postgraduate collaborating professor at the Department of Periodontology, Faculty of Medicine and Dentistry, Universities of Valencia, Spain
- ◆ Associate Professor of Advanced Periodontics, European University of Valencia, Spain

**Dr. Lozano Pajares, Melanie**

- ◆ Degree in Dentistry. Central University of Venezuela. Caracas, Venezuela
- ◆ Degree in Dentistry. Degree from the European University of Valencia
- ◆ Degree in Dentistry. European University of Valencia. Valencia, Spain
- ◆ Diploma in Pediatric Dentistry. Advanced training in Minimally Interventionist Multidisciplinary Dentistry. Barcelona, Spain
- ◆ Course on Conscious sedation in Dentistry. YaCare institute. Valencia, Spain
- ◆ Certification from Invisalign, Invisalign Essentials course in Madrid, Spain
- ◆ Member of the Spanish Society of Pediatric Dentistry
- ◆ Communications and presentations in different courses and congresses at national level.
- ◆ Exclusive private practice in Pediatric Dentistry with specialized attention in special patients with the use of Nitrous Oxide Sedation or anxiolysis

**Dr. Gatón Hernández, Patricia**

- ◆ PhD in Dentistry, International University of Catalonia, Spain
- ◆ Postgraduate Course in Pediatric Dentistry, Pediatric Hospital of Barcelona
- ◆ Postgraduate in Aesthetic Dentistry University of Barcelona
- ◆ Director of Academic Course by modules in Pediatric Dentistry
- ◆ Associate Professor at Barcelona University
- ◆ Guest Professor University of Sao Paulo, Brazil
- ◆ Member of the European Board of Minimun Intervention Dentistry
- ◆ Frequent lecturer of courses on Restorative and Aesthetic Dentistry, Pediatric Dentistry and Dental Materials at national and international level
- ◆ Director of Advanced Training in Multidisciplinary Minor Interventional Dentistry. Barcelona, Spain

**Dr. García Márquez, Juan Eliseo**

- ◆ Degree in Dentistry Faculty of Medicine and Dentistry, University of Valencia. Valencia, Spain
- ◆ Master's Degree in Dentistry in special patients. University of Valencia. Dr. Peset Aleixandre hospital. Valencia, Spain
- ◆ Master's Degree in Hospital Surgery. University of Valencia. General University Hospital, Valencia, Spain
- ◆ Diploma in Periodontics. Faculty of Medicine and Dentistry, University of Valencia, Spain
- ◆ Former Associate Professor Master's Degree in Dentistry in Special Patients. University of Valencia. Valencia, Spain
- ◆ Full professor of Special Patients. Faculty of Experimental and Health Sciences, Cardenal - Herrera CEU University, Moncada, Valencia, Spain
- ◆ Associate Professor of Periodontics. Faculty of Experimental and Health Sciences, Cardenal - Herrera CEU University, Moncada, Valencia, Spain
- ◆ Collaborating professor in Master's Degree in Oral Surgery and Implantology Faculty of Experimental and Health Sciences, Cardenal - Herrera CEU, Moncada, Valencia, Spain
- ◆ Member of the Spanish Society of Odontostomatology for patients with special needs (SEOENE)
- ◆ Member of the Spanish Society of Periodontology and Osseointegration (SEPA)
- ◆ Private practice with exclusive dedication in Oral Surgery, Periodontics, Implants and Special Patients

**Dr. Gianni, Manfredi**

- ◆ Degree in Dentistry. European University of Valencia. Spain
- ◆ Master's Degree in Pediatric Dentistry. San Vicente Mártir Catholic University Spain
- ◆ Official Master's Degree in Advanced Orthodontics European University of Valencia. Spain
- ◆ Certificate of conscious sedation and basic instrumental cardiopulmonary resuscitation San Vicente Mártir Catholic University Spain
- ◆ Refresher course on dental care guidelines for patients with special needs Sant Joan de Déu hospital. Barcelona: Spain
- ◆ Associate Professor of Orthodontics at undergraduate and postgraduate levels European University of Valencia
- ◆ Professor of Pediatric Dentistry at Postgraduate level San Vicente Mártir Catholic University Spain
- ◆ Oral communication at the 36th, 38th, 39th Annual Meeting of the Spanish Society of Pediatric Dentistry (SEOP)
- ◆ Exclusive private practice in Pediatric Dentistry and Orthodontics

**Dr. González Aranda, Cristina**

- ◆ Degree in Dentistry. Complutense University of Madrid
- ◆ PhD in Dentistry Complutense University of Madrid
- ◆ Master's Degree in Pediatric Dentistry. Complutense University of Madrid
- ◆ Master's Degree in Dental Sciences. Complutense University of Madrid
- ◆ Collaborating Professor of the Master's Degree in Pediatric Dentistry. Faculty of Dentistry, Complutense University of Madrid
- ◆ Associate Professor in Pediatric Dentistry. Faculty of Dentistry at the Complutense University of Madrid
- ◆ Exclusive private practice in pediatric dentistry in Madrid (Spain)







**Dr. Haya Fernández, Maria Celia**

- ◆ Private practice in general dentistry
- ◆ Degree in Dentistry. Faculty of Medicine and Dentistry, University of Valencia. Spain
- ◆ PhD in Dentistry Faculty of Medicine and Dentistry, University of Valencia. Spain
- ◆ Master's Degree in Oral Medicine. General University Hospital University of Valencia. Spain
- ◆ Master's Degree in Health Education for Patients and Dependent People. Faculty of Medicine and Dentistry, University of Valencia. Spain
- ◆ Course on Pedagogical Adaptation. University of Valencia. Spain
- ◆ Professor of Gerodontology and Oral Medicine. Faculty of Experimental and Health Sciences, Cardenal - Herrera CEU, Moncada, Valencia, Spain
- ◆ Member of the Spanish Society of Oral Medicine, the Spanish Society of Gerodontology and the Center for Dental Studies of Valencia

**Dr. Mut Ronda, Salvador**

- ◆ Active pharmacist in a Pharmacy
- ◆ Degree in Pharmacy from the University of Valencia
- ◆ PhD in Pharmacy from the University of Valencia
- ◆ Expert course in Biomedical English at the European University of Valencia
- ◆ Associate Professor of General Pharmacology, Anesthesia, Resuscitation; Human Nutrition and General Pathology I and II (Spanish and English degree) at the Faculty of Health Sciences, Department of Dentistry of the European University of Valencia
- ◆ Author of several publications
- ◆ Director of Undergraduate Final Projects
- ◆ Participation in various specialized training programs in pharmacology

**Dr. Leyda Menéndez, Ana**

- ◆ Degree in Dentistry. Faculty of Medicine and Dentistry, University of Valencia. Spain
- ◆ Postgraduate Course in Dentistry for special patients: Physically and mentally disabled patients and medically compromised patients". Faculty of Medicine and Dentistry, University of Valencia. Spain
- ◆ Postgraduate Course in Pediatric Dentistry. Faculty of Health Sciences. Scientific University of the South. Lima Peru.
- ◆ Postgraduate Course in Pediatric Dentistry. Cayetano Heredia Peruvian University Lima Peru.
- ◆ Doctor in Dentistry, Faculty of Medicine and Dentistry, University of Valencia Spain
- ◆ Associate Professor of the Master's Degree in Comprehensive Pediatric Dentistry. Faculty of Dentistry, CEU - Cardenal Herrera University. Alfara del Patriarca. Valencia Spain
- ◆ Contract pediatric dentist, Clinic of Dentistry, Faculty of Dentistry of the CEU - Cardenal Herrera University. Alfara del Patriarca. Valencia Spain
- ◆ National and International Lecturer
- ◆ Exclusive Practice in Pediatric Dentistry

**Dr. Barreda Ramos, Isai**

- ◆ Dental Surgeon, Popular Autonomous University of the State of Puebla (UAEP)
- ◆ Specialty in Orthodontics, UNITEC
- ◆ Research Award 2003 by the Mexican Association of Orthodontics (AMO)

**Ms. Cargill Foster, Nelly Ruth**

- ◆ Specialist in Dentistry

**Ms. Limonchi Palacio, Landy Vianey**

- ◆ Specialist in Dentistry

**Dr. López Zamora, Maria Isabel**

- ◆ Exclusive private practice of Pediatric Dentistry
- ◆ Degree in Dentistry. Faculty of Experimental and Health Sciences, Cardenal - Herrera CEU, Moncada, Valencia, Spain
- ◆ Master's Degree in Comprehensive Pediatric Dentistry. Faculty of Experimental and Health Sciences, Cardenal - Herrera CEU, Moncada, Valencia, Spain
- ◆ Master's Degree in Pediatric Dentistry at the CEU Cardenal Herrera University. Moncada, Valencia, Spain
- ◆ Course on Conscious sedation and Advanced life support for dentistry. InsvaCare training center. Paterna, Valencia
- ◆ Course on aesthetic pediatric crowns taught by NuSmile
- ◆ Oral communications at congresses of the Spanish Society of Pediatric Dentistry (SEOP)

**Dr. Manzano, Alberto**

- ◆ Degree in Dentistry Faculty of Medicine and Dentistry, University of Valencia. Spain
- ◆ Master's Degree in Dental Pathology and Therapeutics. Faculty of Medicine and Dentistry, University of Valencia. Spain
- ◆ University Diploma in Implantology and Oral Rehabilitation. Paris XII University. Faculty of Medicine. Paris France
- ◆ Doctor in Dentistry. Faculty of Medicine and Dentistry, University of Valencia. Spain
- ◆ Executive Program in Management and Marketing for Dental Clinics. E-Universitas
- ◆ Professor in charge of the Endodontics course for the international group at the European University of Valencia
- ◆ Director of the postgraduate course in Management and Direction of Dental Clinics of Plan Synergia
- ◆ Lecturer of courses on Management and Marketing for dental clinics nationwide

**Dr. Melo Almiñana, Maria Pilar**

- ◆ Private practice in Comprehensive dentistry
- ◆ Degree in Dentistry. Faculty of Medicine and Dentistry, University of Valencia. Spain
- ◆ PhD in Dentistry Outstanding Cum Laude. Faculty of Medicine and Dentistry, University of Valencia. Spain
- ◆ Master's Degree in Aesthetic Dentistry Faculty of Medicine and Dentistry, University of Valencia. University-Company foundation (ADEIT). Valencia, Spain
- ◆ Master's Degree in Forensic sciences. Faculty of Medicine and Dentistry, University of Valencia. University-Company foundation (ADEIT). Valencia, Spain
- ◆ Biomaterials teacher, Spanish and English degree. European University of Valencia. Valencia, Spain
- ◆ Associate Professor of Dental Pathology and Therapeutics. Faculty of Medicine and Dentistry, University of Valencia. Valencia, Spain
- ◆ Publication of several scientific articles in JCR journals

**Dr. Palma Carrió, Cristina**

- ◆ Doctor at the University of Valladolid
- ◆ Diploma in Diagnosis and SEPA Foundation (Madrid)
- ◆ Periodontal treatment
- ◆ Diploma in Rotational and Microscopic Endodontics University of Valencia
- ◆ Master's Degree in Oral Surgery and Implantology University of Valencia
- ◆ Degree in Dentistry University of Valencia
- ◆ Intern in the Department of Oral Surgery during the 5th year

**Dr. Muwaquet Rodríguez, Susana**

- ◆ Degree in Dentistry. University of Granada
- ◆ Master's Degree in Clinical and Microscopic Endodontics. Murcia Catholic University
- ◆ Master's Degree in Forensic Medicine. Faculty of Medicine and Dentistry, University of Valencia. Spain
- ◆ Expert degree in surgery and prosthesis on implants at the European Center of Orthodontics (CEOSA)
- ◆ PhD in Dentistry University of Granada. Granada, Spain
- ◆ Associate Professor at the European University of Valencia. International Line. Valencia, Spain
- ◆ Member of the Spanish Association of Endodontics (AEDE)
- ◆ Member of the Spanish Society of Conservative and Esthetic Dentistry (SEOC)
- ◆ Spanish Society of Periodontics and Osseointegration (SEPA)
- ◆ Speaker and lecturer of courses at national and international level
- ◆ Author of several article papers, posters and communications.
- ◆ Private Clinical Practice

**Dr. Segarra Ortells, Cristina**

- ◆ Specialist in Dentistry

**Dr. Negre Barber, Adela**

- ◆ Private practice in general dentistry
- ◆ Degree in Dentistry. Faculty of Medicine and Dentistry, University of Valencia. Spain
- ◆ PhD in Dentistry Outstanding Cum Laude. Faculty of Medicine and Dentistry, University of Valencia. Spain
- ◆ Master's Degree in Dental Sciences. Faculty of Medicine and Dentistry, University of Valencia. Valencia, Spain
- ◆ Master's Degree in Individual and Community Clinical Dentistry. Faculty of Medicine and Dentistry, University of Valencia. University-Company foundation (ADEIT). Valencia, Spain
- ◆ Author of several scientific articles in impact journals
- ◆ Communications in several Conferences (SESPO, SEOP)
- ◆ Best Novel Communication Award SEOP 2015

**Dr. Pérez Chicote, Víctor**

- ◆ Degree in Dentistry 95 -00 at the University of Valencia
- ◆ Cum Laude Doctor in Dentistry from the University of Valencia
- ◆ Master's Degree in Dentistry in Special Patients. University of Valencia
- ◆ Master's Degree in Oral Implantology and Rehabilitation E.S.O.R.I.B
- ◆ University Diploma in Implantology and Maxillofacial Surgery. Fac. de Créteil, Paris
- ◆ Master's Degree in Dental Sciences University of Valencia
- ◆ Postgraduate course in Oral Surgery and Implantology at Univ. of Santa Clara, Cuba
- ◆ Postgraduate course in Advanced Surgery and Zygomatic Implants in Maringá -Brazil
- ◆ Member of SEI
- ◆ Experience: private practice in Valencia since 2000 and teaching training courses in oral surgery and Implantology in a private clinic.



**Dr. Ramírez Mendoza, Jeannette**

- ◆ Dentist surgeon. Juárez Autonomous University of Tabasco, Villahermosa, Tabasco, Mexico
- ◆ Specialist in Pediatric Dentistry. Juárez Autonomous University of Tabasco. Villahermosa, Tabasco, México
- ◆ Specialist in Dentistry. Mexican Dentistry Association for Teaching and Research
- ◆ Diploma in Dentofacial Orthopedics, AOMEI. Mexico City, Mexico
- ◆ Master's Degree in Medical Education. Higher Institute in Medical Sciences of La Habana, Habana, Cuba
- ◆ Doctor in Education. Iberoamericana University Foundation
- ◆ Diploma in Emotional Intelligence. Center for Human Development- Juárez Autonomous University of Tabasco (CSUM-UJAT), Villahermosa, Tabasco, Mexico
- ◆ Research Professor of the Postgraduate Course in Orthodontics and Pediatric Dentistry. Juárez Autonomous University of Tabasco. Villahermosa, Tabasco, México
- ◆ Certification and Recertification. National Council of Children's Dentistry and National Council of Orthodontics of Mexico
- ◆ Exclusive consultation for Babies, Children and Adolescents

**Dr. Serrano Martínez, Concepción**

- ◆ Degree in Medicine and General Surgery. Murcia University. Spain
- ◆ Specialist in Stomatology. Murcia University. Spain
- ◆ Postgraduate Course in Dentistry for the special and medically compromised patient. Faculty of Medicine and Dentistry, University of Valencia. Spain
- ◆ PhD in Medicine and General Surgery. Faculty of Medicine and Dentistry, University of Valencia. Spain
- ◆ National reference specialist. DEBRA Spain Association, for dental care in patients with epidermolysis bullosa
- ◆ Private practice in general dentistry



**Dr. Saavedra Marbán, Gloria**

- ◆ Degree in Dentistry. Complutense University of Madrid, Spain
- ◆ Master's Degree in Pediatric Dentistry. Complutense University of Madrid, Spain
- ◆ Specialist in Dental Care for children at high biological risk. Complutense University of Madrid. Spain
- ◆ PhD in Dentistry Complutense University of Madrid, Spain
- ◆ Professor at the Master's Degree in Pediatric Dentistry. Complutense University of Madrid, Spain
- ◆ Associate Professor of the Department of Stomatology IV of the Faculty of Dentistry, Complutense University of Madrid, Spain
- ◆ Member of the Pediatric Dentistry Scientific Commission of the Illustrious College of Dentists and Stomatologists of the I Region
- ◆ Private Practice in Pediatric Dentistry

**Dr. Sastriques Mateu, Cristina**

- ◆ Degree in Dentistry. Faculty of Medicine and Dentistry, University of Valencia. Spain
- ◆ Master's Degree in Endodontics Faculty of Experimental and Health Sciences, Cardenal - Herrera CEU, Moncada, Valencia, Spain
- ◆ Postgraduate course in Implantology and Basic Oral Surgery, Coppel Doctors. Rubber Clinic. Madrid, Spain
- ◆ Expert Degree in Endodontics and Restorative Dentistry. Dr. Hipólito Fabra Clinic Valencia, Spain
- ◆ Conscious Sedation Course. Dentist Council of Barcelona Spain
- ◆ Professor of Pediatric Dentistry. European University of Valencia
- ◆ Member of the Spanish Association of Endodontics (AEDE)
- ◆ Author of Communications and Posters in several Conferences
- ◆ Private Practice in Endodontics and Pediatric Dentistry





**Dr. Savall Orts, Maria**

- ◆ Degree in Dentistry, Faculty of Medicine and Dentistry, University of Valencia, Spain.
- ◆ Master's Degree in Oral Medicine and Surgery, Faculty of Medicine and Dentistry, University of Valencia, Spain.
- ◆ Master in Aesthetic, Adhesive and Minimally Invasive Dentistry, University of Valencia, Faculty of Medicine and Dentistry, University of Valencia, Spain.
- ◆ Postgraduate course in Occlusion, Temporomandibular Dysfunction and Orofacial Pain by the Catalan Society of Odontology and Stomatology (SCOE)
- ◆ Ad Honorem Adhesive and Minimally Invasive Aesthetic Dentistry Master, Dental Clinic Lluís Alcanyis Foundation, University of Valencia, Valencia, Spain.
- ◆ Private practice in General Dentistry specializing in Oral Medicine and Aesthetic Dentistry.

**Dr. Ureña Cirret, Jose Luis**

- ◆ Master of Science. (M.S.) Pediatric Dentistry. University of Michigan, Ann Harbor, Mi. USA
- ◆ Dental Surgeon, National Autonomous University of Mexico, Mexico City, Mexico.
- ◆ Mini-residency in adhesive materials. University of Minnesota. Minneapolis, MN. USA
- ◆ Postgraduate Professor of Pediatric Dentistry, Technological University of México (UNITEC), Mexico City, Mexico.
- ◆ Professor of the Degree in Pediatric Dentistry. Faculty of Dentistry, Intercontinental University (UIC), Mexico City, Mexico.
- ◆ Visiting Professor at the Faculty of Dentistry Autonomous University of Tamaulipas, Tampico, Tamps. Mexico
- ◆ Former Director of the Faculty of Dentistry. Faculty of Dentistry, Intercontinental University (UIC), Mexico City, Mexico.
- ◆ Representative of the Mexican Dental Association (ADM) in the program for the accreditation of dental degree programs

# 04

## Structure and Content

The syllabus of this Postgraduate Certificate has been prepared by a teaching team specialized in Pediatric Dentistry, which offers in this program its extensive knowledge and experience in the pathology and therapy of the dental pulp. Therefore, the students, through multimedia content, will be able to delve into the pulp pathology, pulp protection, apicoformation, apicogenesis and the criteria for success or failure of the treatment depending on its evolution. The *Relearning* system, which TECH applies to all its programs, will allow students to progress through the program in a more natural way.







“

*You have a multimedia syllabus that makes it easy for you to update your knowledge in direct and indirect pulp capping”*

## Module 1. Dental Pulp Pathology and Treatment

- 1.1. Pulp Pathology in Temporary Dentition (TD)
  - 1.1.1. Peculiarities of Temporary Teeth in Relation to Pulp Involvement
  - 1.1.2. Post-Eruptive Evolution of Primary Teeth Pulp
  - 1.1.3. Characteristics of the Dentin-Pulp Organ in TT
  - 1.1.4. Diagnosis
    - 1.1.4.1. General Factors: Pathologies That Contraindicate Pulp Capillary Treatment
    - 1.1.4.2. Regional Factors
    - 1.1.4.3. Local Factors
  - 1.1.5. History of Pain
    - 1.1.5.1. Stimulated, Thermal/Chemical, Intermittent Pain
    - 1.1.5.2. Spontaneous, Nocturnal, Prolonged Pain
    - 1.1.5.3. Clinical Examination: of Mucosa, Teeth. Reliability of Pulp Vitality Tests
    - 1.1.5.4. Radiological Examination: Information it Provides
    - 1.1.5.5. Classification
      - 1.1.5.5.1. Conditioning Factors in Children
      - 1.1.5.5.2. Healthy Pulp: Characteristics and Radiology
      - 1.1.5.5.3. Reversible Pulpitis: Characteristics and Radiology
      - 1.1.5.5.4. Irreversible Pulpitis: Characteristics and Radiology
      - 1.1.5.5.5. Pulp Necrosis: Characteristics and Radiology
- 1.2. Pulp Therapeutics in Temporary Teeth
  - 1.2.1. Pulp Protection
    - 1.2.1.1. Indications. Objectives
  - 1.2.2. Indirect Pulp Treatment
    - 1.2.2.1. Indications
    - 1.2.2.2. Objectives
    - 1.2.2.3. Keys
    - 1.2.2.4. Procedure





- 1.2.3. Pulpotomy
  - 1.2.3.1. Concept
  - 1.2.3.2. Objective
  - 1.2.3.3. Indications and Contraindications
  - 1.2.3.4. Drugs That Act on the Pulp: Types and Mode of Action
  - 1.2.3.5. Procedure
  - 1.2.3.6. Remnant Crown Reconstruction
- 1.2.4. Pulpectomy
  - 1.2.4.1. Concept
  - 1.2.4.2. Objective
  - 1.2.4.3. Indications and Contraindications
  - 1.2.4.4. Canal Sealing Materials Requirements, Types and Mode of Action
- 1.2.5. Procedure
- 1.2.6. Remnant Crown Reconstruction
- 1.3. Pulp Pathology in Young Permanent Teeth (YPT)
  - 1.3.1. Assessment of Pulp Status
    - 1.3.1.1. Background
    - 1.3.1.2. Clinical Examination
    - 1.3.1.3. Radiographical Examination
    - 1.3.1.4. Vitality Tests
    - 1.3.1.5. Direct Pulp Evaluation
  - 1.3.2. Establishing the Prognosis of the Affected Tooth
- 1.4. Pulp Therapeutics in Young Permanent Teeth
  - 1.4.1. Indirect Pulp Coating
    - 1.4.1.1. Objectives
    - 1.4.1.2. Contraindications
    - 1.4.1.3. Procedure
    - 1.4.1.4. Criteria for Success or Failure of the Treatment in Its Evolution
  - 1.4.2. Direct Pulp Coating
    - 1.4.2.1. Objectives
    - 1.4.2.2. Contraindications
    - 1.4.2.3. Procedure
    - 1.4.2.4. Criteria for Success or Failure of the Treatment in Its Evolution
  - 1.4.3. Apex Formation
    - 1.4.3.1. Objectives
    - 1.4.3.2. Contraindications
    - 1.4.3.3. Procedure
    - 1.4.3.4. Periodic Controls
    - 1.4.3.5. Criteria for Success or Failure of the Treatment in Its Evolution
  - 1.4.4. Apexogenesis
    - 1.4.4.1. Objectives
    - 1.4.4.2. Contraindications
    - 1.4.4.3. Procedure
    - 1.4.4.4. Periodic Controls
    - 1.4.4.5. Criteria for Success or Failure of the Treatment in Its Evolution



*Access a qualification that provides you with the latest developments in dental pulp treatments"*

# 05

# Methodology

This academic program offers students a different way of learning. Our methodology uses a cyclical learning approach: **Relearning**.

This teaching system is used, for example, in the most prestigious medical schools in the world, and major publications such as the **New England Journal of Medicine** have considered it to be one of the most effective.





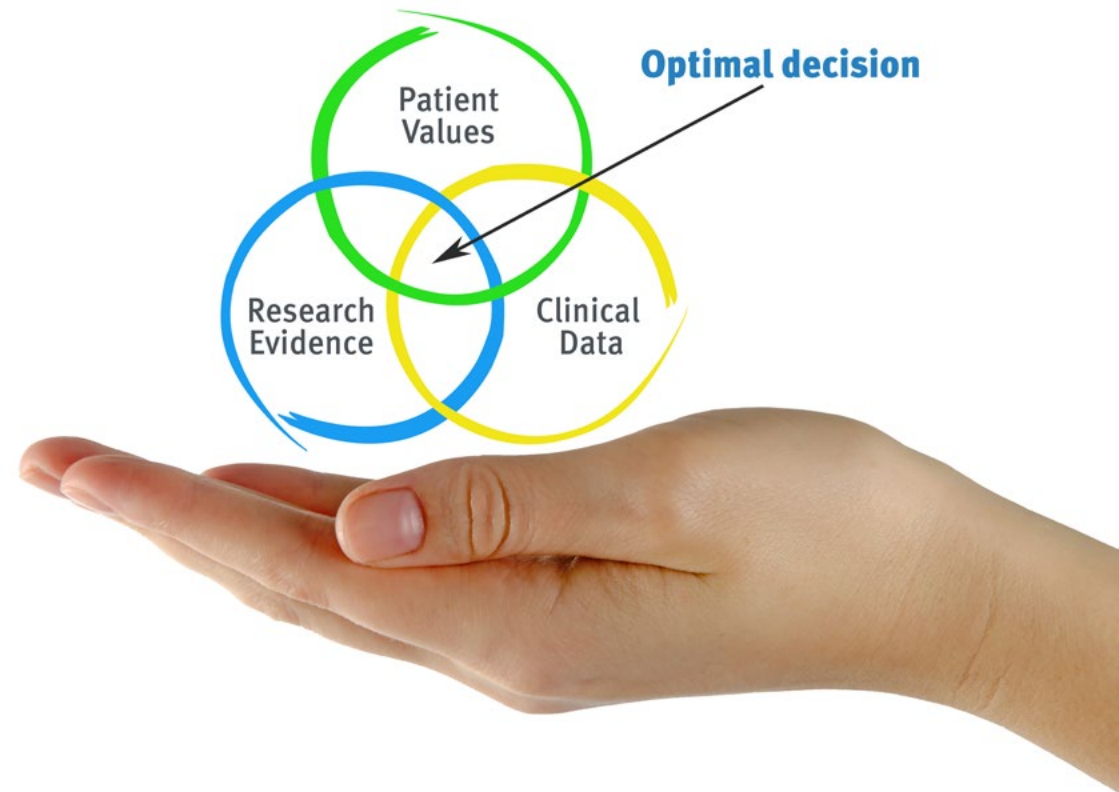
“

*Discover Relearning, a system that abandons conventional linear learning, to take you through cyclical teaching systems: a way of learning that has proven to be extremely effective, especially in subjects that require memorization"*

## At TECH we use the Case Method

In a given situation, what should a professional do? Throughout the program, students will face multiple simulated clinical cases, based on real patients, in which they will have to do research, establish hypotheses, and ultimately resolve the situation. There is an abundance of scientific evidence on the effectiveness of the method. Specialists learn better, faster, and more sustainably over time.

*With TECH you will experience a way of learning that is shaking the foundations of traditional universities around the world.*



According to Dr. Gervas, the clinical case is the annotated presentation of a patient, or group of patients, which becomes a "case", an example or model that illustrates some peculiar clinical component, either because of its teaching power or because of its uniqueness or rarity. It is essential that the case is based on current professional life, trying to recreate the real conditions in the dentist's professional practice.



“

*Did you know that this method was developed in 1912, at Harvard, for law students? The case method consisted of presenting students with real-life, complex situations for them to make decisions and justify their decisions on how to solve them. In 1924, Harvard adopted it as a standard teaching method”*

The effectiveness of the method is justified by four fundamental achievements:

1. Dentists who follow this method not only grasp concepts, but also develop their mental capacity by means of exercises to evaluate real situations and apply their knowledge.
2. Learning is solidly translated into practical skills that allow the student to better integrate into the real world.
3. Ideas and concepts are understood more efficiently, given that the example situations are based on real-life.
4. Students like to feel that the effort they put into their studies is worthwhile. This then translates into a greater interest in learning and more time dedicated to working on the course.





## Relearning Methodology

At TECH we enhance the case method with the best 100% online teaching methodology available: Relearning.

This university is the first in the world to combine the study of clinical cases with a 100% online learning system based on repetition, combining a minimum of 8 different elements in each lesson, a real revolution with respect to the mere study and analysis of cases.

*The student will learn through real cases and by solving complex situations in simulated learning environments. These simulations are developed using state-of-the-art software to facilitate immersive learning.*



At the forefront of world teaching, the Relearning method has managed to improve the overall satisfaction levels of professionals who complete their studies, with respect to the quality indicators of the best online university (Columbia University).

With this methodology we have trained more than 115,000 dentists with unprecedented success, in all specialties regardless of the workload. Our pedagogical methodology is developed in a highly competitive environment, with a university student body with a strong socioeconomic profile and an average age of 43.5 years old.

*Relearning will allow you to learn with less effort and better performance, involving you more in your training, developing a critical mindset, defending arguments, and contrasting opinions: a direct equation for success.*

In our program, learning is not a linear process, but rather a spiral (learn, unlearn, forget, and re-learn). Therefore, we combine each of these elements concentrically.

The overall score obtained by TECH's learning system is 8.01, according to the highest international standards.



This program offers the best educational material, prepared with professionals in mind:



### Study Material

All teaching material is produced by the specialists who teach the course, specifically for the course, so that the teaching content is highly specific and precise.

These contents are then applied to the audiovisual format, to create the TECH online working method. All this, with the latest techniques that offer high quality pieces in each and every one of the materials that are made available to the student.



### Educational Techniques and Procedures on Video

TECH introduces students to the latest techniques, the latest educational advances, and to the forefront of medical techniques. All of this in direct contact with students and explained in detail so as to aid their assimilation and understanding. And best of all, you can watch the videos as many times as you like.



### Interactive Summaries

The TECH team presents the contents attractively and dynamically in multimedia lessons that include audio, videos, images, diagrams, and concept maps in order to reinforce knowledge.

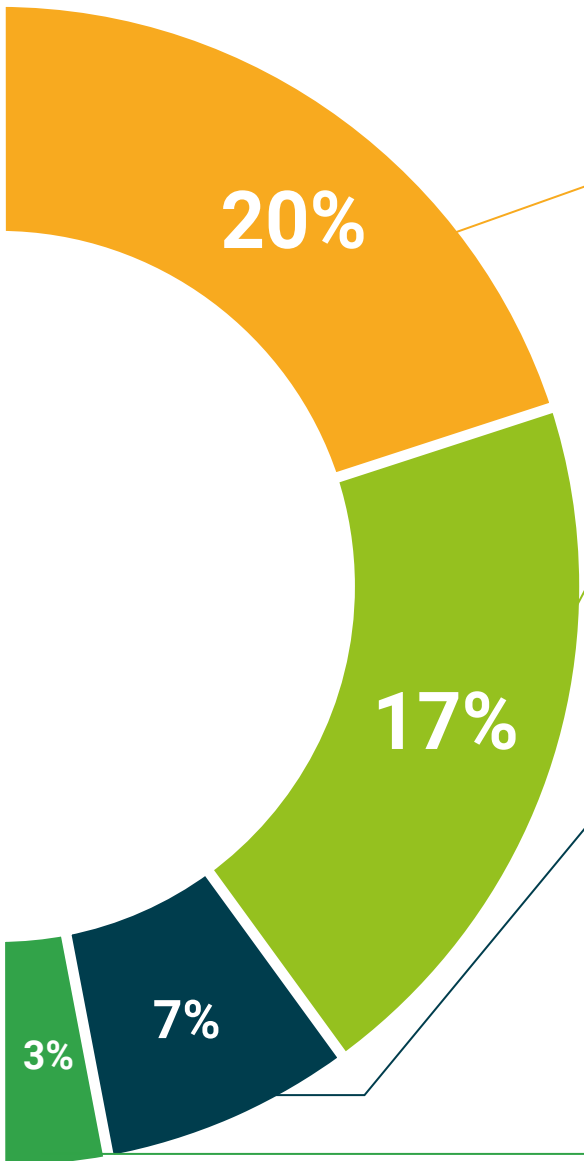
This exclusive educational system for presenting multimedia content was awarded by Microsoft as a "European Success Story".



### Additional Reading

Recent articles, consensus documents and international guidelines, among others. In TECH's virtual library, students will have access to everything they need to complete their course.





**Expert-Led Case Studies and Case Analysis**

Effective learning ought to be contextual. Therefore, TECH presents real cases in which the expert will guide students, focusing on and solving the different situations: a clear and direct way to achieve the highest degree of understanding.



**Testing & Retesting**

We periodically evaluate and re-evaluate students' knowledge throughout the program, through assessment and self-assessment activities and exercises, so that they can see how they are achieving their goals.



**Classes**

There is scientific evidence suggesting that observing third-party experts can be useful.  
Learning from an Expert strengthens knowledge and memory, and generates confidence in future difficult decisions.



**Quick Action Guides**

TECH offers the most relevant contents of the course in the form of worksheets or quick action guides. A synthetic, practical, and effective way to help students progress in their learning.





06

# Certificate

The Postgraduate Certificate in Pathology and Therapeutics of Dental Pulp in Pediatric Dentistry guarantees you, in addition to the most rigorous and updated training, access to a Postgraduate Certificate issued by TECH Technological University.







“

*Successfully complete this program  
and receive your university degree  
without travel or laborious paperwork”*

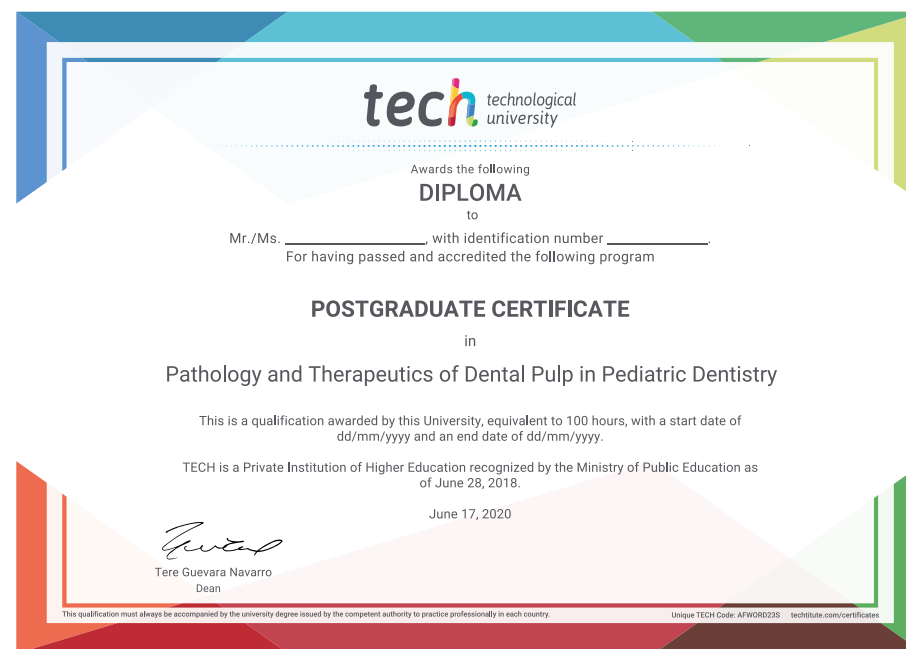
This **Postgraduate Certificate in Pathology and Therapeutics of Dental Pulp in Pediatric Dentistry** contains the most complete and updated scientific program on the market.

After the student has passed the assessments, they will receive their corresponding **Postgraduate Certificate** issued by **TECH Technological University** via tracked delivery\*.

The diploma issued by **TECH Technological University** will reflect the qualification obtained in the Postgraduate Certificate, and meets the requirements commonly demanded by labor exchanges, competitive examinations, and professional career evaluation committees.

Title: **Postgraduate Certificate in Pathology and Therapeutics of Dental Pulp in Pediatric Dentistry**

Official N° of hours: **100 h.**



\*Apostille Convention. In the event that the student wishes to have their paper diploma issued with an apostille, TECH EDUCATION will make the necessary arrangements to obtain it, at an additional cost.



**Postgraduate Certificate**  
Pathology and Therapeutics  
of Dental Pulp  
in Pediatric Dentistry

- » Modality: **online**
- » Duration: **6 weeks**
- » Certificate: **TECH Technological University**
- » Dedication: **16h/week**
- » Schedule: **at your own pace**
- » Exams: **online**

# Postgraduate Certificate

## Pathology and Therapeutics of Dental Pulp in Pediatric Dentistry

