

Postgraduate Certificate

Neuropathies of the Oral Cavity





Postgraduate Certificate

Neuropathies of the Oral Cavity

Course Modality: **Online**

Duration: **2 months**.

Certificate: **TECH Technological University**

Official N° of hours: **150 h**.

Website: www.techitute.com/dentistry/postgraduate-certificate/neuropathies-oral-cavity

Index

01

Introduction

p. 4

02

Objectives

p. 8

03

Course Management

p. 12

04

Structure and Content

p. 16

05

Methodology

p. 20

06

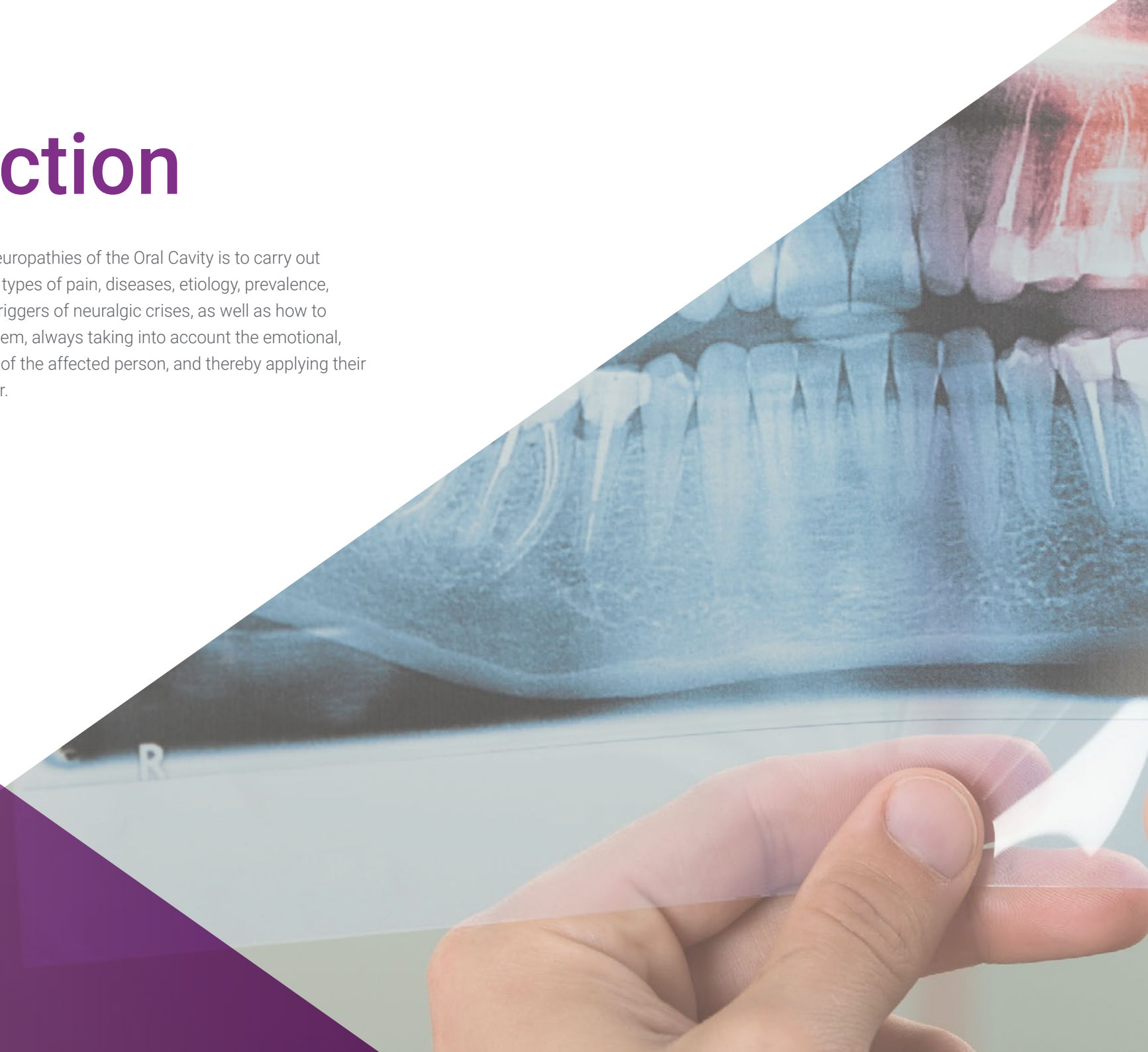
Certificate

p. 28

01

Introduction

The objective of this program on Neuropathies of the Oral Cavity is to carry out a systematic review of the different types of pain, diseases, etiology, prevalence, predisposing factors and possible triggers of neuralgic crises, as well as how to know the measures to act before them, always taking into account the emotional, psychological and personal factors of the affected person, and thereby applying their knowledge in a professional manner.





“

Learn about the most effective treatments to alleviate pain in the oral cavity, achieving a better quality of life for your patients”

One of the fundamental roles of a dentist is to cure the source of pain or provide palliative pain relief, as, in the vast majority of cases, patients request an appointment with their dentist to ask for help to stop the pain. This program tries to recognize and differentiate the different variants of pain, and thereby being able to classify it according to pathologies and types. In turn, it is of vital importance to recognize neuralgic pain, in some cases of unknown etiology, in order to provide an effective and qualitative treatment to improve the patient's quality of life.

Pain is usually associated with most oral pathologies, but there are independent clinical entities that are characterized only by the presence of pain, requiring extensive knowledge of neuralgia to make a conclusive diagnosis. Likewise, this program will show the dentist the best way to manage pain, in addition to teaching them how to treat the patient, always giving priority to an empathetic and personalized treatment, applying didactic and educational concepts from the guidance of professionals and health experts in the field, who will teach them how to transmit concepts to a non-specialized public in the most empathetic way possible.

In this way, the professional will develop their diagnostic, evaluative and mediating competences with the patient, and will test their most humanitarian aspect when facing complex chronic diseases where the knowledge of the patient in all its facets becomes essential to achieve a correct evolution.

This academic program is characterized by its dynamic methodology that intersperses clinical cases for the student to identify and associate the subject matter explained with its corresponding image, as well as questionnaires to evaluate their knowledge and put it to the test, bringing the dentist as close as possible to those situations that will be presented daily in the office to be able to focus and manage them in a coordinated, efficient and planned manner, all mediated by working professionals who will help you during the learning process to achieve a complete education in all aspects.

This **Postgraduate Certificate in Neuropathies of the Oral Cavity** contains the most complete and up-to-date scientific program on the market. The most important features include:

- ♦ The development of clinical cases presented by experts in oral medicine
- ♦ The graphic, schematic and practical contents of the course are designed to provide all the essential information required for professional practice
- ♦ Exercises where the self-assessment process can be carried out to improve learning
- ♦ Algorithm-based interactive learning system for decision making for the orally impaired patient
- ♦ Theoretical lessons, questions to the expert, debate forums on controversial topics, and individual reflection assignments
- ♦ Content that is accessible from any fixed or portable device with an Internet connection



Only with proper education, will you know the best way to advise your patients in oral medicine cases"

“

This Postgraduate Certificate is the best investment you can make in the selection of a refresher program for two reasons: in addition to updating your knowledge in Neuropathies of the Oral Cavity, you will obtain a degree from TECH Technological University"

Its teaching staff includes professionals belonging to the field of oral medicine, who share their work experience, as well as renowned specialists from leading societies and prestigious universities.

The multimedia content, developed with the latest educational technology, will provide the professional with situated and contextual learning, i.e., a simulated environment that will provide immersive training programmed to train in real situations.

This program is designed around Problem-Based Learning, whereby the professional must try to solve the different professional practice situations that arise throughout the program. For this purpose, the professional will be assisted by an innovative system of interactive videos made by renowned and experienced experts in Neuropathies of the Oral Cavity.

This 100% online program will allow you to balance your studies with your professional work while increasing your knowledge in this field.

The Postgraduate Certificate allows you to exercise in simulated environments that provide an immersive learning program in order to train in real situations.



02

Objectives

The Postgraduate Certificate in Neuropathies of the Oral Cavity is designed to facilitate the dentist's actions when dealing with patients with oral health problems, generating a sense of security that will allow them to be more effective in their daily practice.





“

This refresher program will provide you with a sense of confidence in your daily work, which will help you grow both personally and professionally”



General Objectives

- ♦ Get an extensive theoretical update in a comprehensive framework covering injuries, diagnosis, prevention, treatment and rehabilitation
- ♦ Encourage problem solving and critical thinking through practical cases applicable to working life, strengthening the professional's confidence when expressing themselves and their autonomy as a healthcare professional
- ♦ Support empathy and multidisciplinary treatment, emphasizing that as a professional one must have a global vision of the patient's state of health in order to avoid possible repercussions secondary to misinformation
- ♦ Promote evidence-based knowledge and to learn to see beyond dental pathology by expanding its diagnostic protocol for the early detection of serious pathologies such as oral cancer
- ♦ Integrate a technical and theoretical practice in the daily treatment knowing how to approach complex cases related to systemic diseases or adjacent pathologies of the patient through sessions and clinical cases mediated by quality audiovisual means
- ♦ Obtain advanced medical knowledge that will enable you excel in the healthcare field by correctly interpreting data and tests through the understanding and application of knowledge that encompasses the patient's health holistically
- ♦ Improve public speaking and communication skills so that the receiver of the message, regardless of whether they know the subject matter, is able to fully understand the professional's explanation, as well as prioritize ethics and a sense of morality when dealing with a case





Specific Objectives

- ◆ Know how to correctly assess pain in patients
- ◆ Describe the different types of pain and their clinical manifestation
- ◆ Delve deeper into the different neuralgias, as well as their possible initial manifestations and sequelae
- ◆ Perform differential diagnoses for paralysis, and know the treatments and potential sequelae they may have
- ◆ Establish a pathological index depending on the anatomical points affected
- ◆ Specialize in other neuropathies in addition to the most frequent ones
- ◆ Provide correct therapeutic management and reassuring treatment for the patient
- ◆ Identify neuralgias related to systemic alterations and their characteristics
- ◆ Delve deeper into their treatment, monitoring and clinical management
- ◆ Gain a deeper understanding of the techniques and procedures available to cope with neuropathies

“

Take the step to get up to speed on the latest developments in oral medicine”

03

Course Management

Our teaching team, experts in oral medicine, have a wide range of expertise in the profession and are highly qualified professionals with years of teaching experience who have come together to help you give your profession a boost. To this end, they have developed this Postgraduate Certificate with recent innovations in the subject that will allow you to train and improve your skills in this sector.





“

*Learn from the best professionals and
become a successful professional yourself”*

Management



Dr Sánchez Sánchez, Almudena

- ◆ Founding Partner, Medical Director, SMILE FACTORY Clinic, Advanced Dentistry, Since 2014
- ◆ Daily clinical practice of Oral Surgery, Implantology, Oral Medicine, Periodontics and Implantoprosthodontics since 2006
- ◆ Degree in Dentistry from the European University of Madrid UEM, 2001-2006
- ◆ Professional Master's Degree in Oral Surgery and Implantology, (Hospital Universitario de Madrid) 2010-2013
- ◆ Master's Degree in Oral Medicine, UCM, 2006-2007
- ◆ Member of the Spanish Society of Oral Medicine (SEMO), 2007-Present
- ◆ Member of the Spanish Society of Oral Laser (SELO), 2019

Professors

Dr. Feijóo Lamas, Simón

- ◆ Medical Director Adeslas Dental Fuenlabrada II, Since 2019
- ◆ Degree in Dentistry, Alfonso X El Sabio University, Madrid, 2009-2014
- ◆ Professional Master's Degree in Medical-Surgical Periodontics, CEU Madrid University, 2014-2015
- ◆ Training in X-Ray Apparatus Manager, Alfonso X El Sabio University, Madrid, 2014
- ◆ Periodontist at Clínica Adeslas Dental Fuenlabrada, Since 2016
- ◆ Periodontist at Clínica Adeslas Dental Tres Cantos, Since 2016
- ◆ Periodontist Surgeon Sanitas Tres Cantos, At the present time



04

Structure and Content

The structure of the contents has been designed by a team of professionals knowledgeable about the implications of education in daily practice, aware of the relevance of current affairs in oral medicine, and committed to quality teaching through new educational technologies.



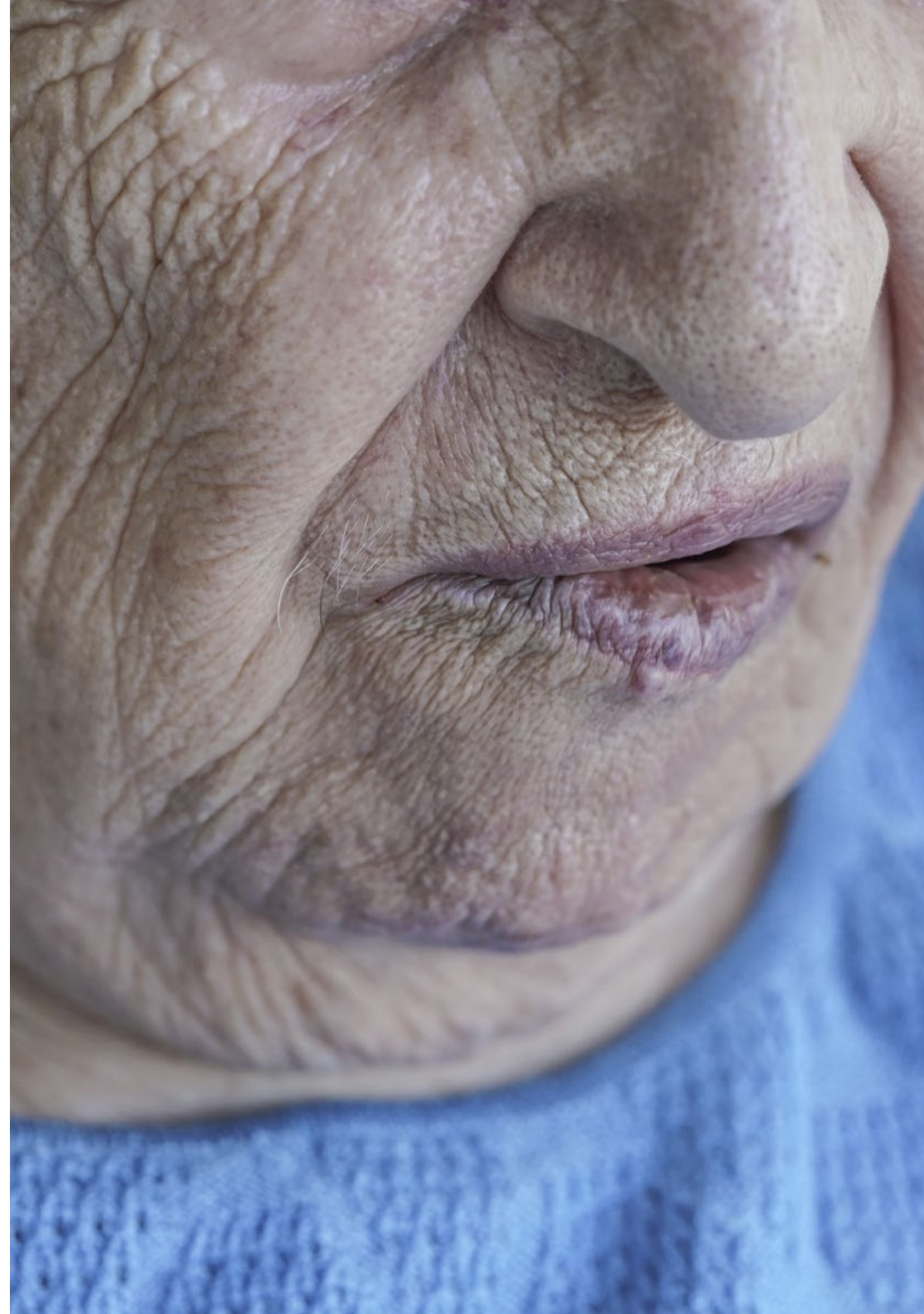
“

We have the most complete and up-to-date programme on the market. We seek excellence and we want to help you achieve it too”

Module 1. Neuropathies

- 1.1. Features
- 1.2. Origin
 - 1.2.1. Lobes and Involvements
 - 1.2.2. Function Alterations
 - 1.2.3. Predisposing Factors
 - 1.2.4. Etiology
- 1.3. Pain
 - 1.3.1. Nomenclature
 - 1.3.2. Nerve Fibers
 - 1.3.2.1. Types
 - 1.3.2.2. Neurotransmitters
 - 1.3.3. Pathophysiology of Pain
 - 1.3.4. Types of Pain
 - 1.3.5. Treatment
- 1.4. Neuralgia
 - 1.4.1. Definition
 - 1.4.2. Types
 - 1.4.3. Classification
 - 1.4.4. Cranial Nerves
 - 1.4.5. Spinal Nerves
 - 1.4.6. Diagnosis
 - 1.4.7. Treatment
 - 1.4.8. Others
 - 1.4.8.1. Facial Hemiatrophy
 - 1.4.8.2. Minor Neuralgia
 - 1.4.8.3. Fibromyalgia
 - 1.4.8.4. Myofascial Pain
- 1.5. Trigeminal Neuralgia
 - 1.5.1. Features
 - 1.5.2. Origin
 - 1.5.3. Predisposing Factors
 - 1.5.4. Etiology
 - 1.5.5. Diagnosis
 - 1.5.6. Treatment
 - 1.5.7. Evolution
- 1.6. Glossopharyngeal Neuralgia
 - 1.6.1. Features
 - 1.6.2. Origin
 - 1.6.3. Predisposing Factors
 - 1.6.4. Etiology
 - 1.6.5. Diagnosis
 - 1.6.6. Treatment
 - 1.6.7. Evolution
- 1.7. Headaches and Cephalalgias
 - 1.7.1. Clinical Classification
 - 1.7.2. Pathophysiology
 - 1.7.3. Migraines. Vascular Algias
 - 1.7.4. Cluster Headache
 - 1.7.5. Other Orofacial Pain
 - 1.7.5.1. Burning Mouth Syndrome
 - 1.7.5.2. Atypical Facial Algia
 - 1.7.5.3. Hamulus Pterygoides Syndrome
 - 1.7.5.4. Pterygoid Process Syndrome
 - 1.7.6. Palliative Techniques for Pain
- 1.8. Burning Mouth Syndrome
 - 1.8.1. Features
 - 1.8.2. Origin
 - 1.8.3. Predisposing Factors
 - 1.8.4. Etiology
 - 1.8.5. Diagnosis
 - 1.8.6. Treatment
 - 1.8.7. Evolution

- 1.9. Facial Paralysis
 - 1.9.1. Etiology
 - 1.9.1.1. Pathology
 - 1.9.1.2. Traumatic
 - 1.9.1.3. Congenital
 - 1.9.1.4. Idiopathic
 - 1.9.1.5. Iatrogenic
 - 1.9.2. Types
 - 1.9.2.1. Central Facial Paralysis
 - 1.9.2.2. Peripheral Facial Paralysis
 - 1.9.3. Treatment
 - 1.9.4. Miscellaneous
 - 1.9.4.1. Guillain-Barré Syndrome
 - 1.9.4.2. Paget's Disease
 - 1.9.4.3. Melkersson-Rosenthal Syndrome
 - 1.9.4.4. Myofascial Syndrome
 - 1.9.4.5. Lupus
 - 1.9.4.6. ALS
 - 1.9.4.7. Diabetic Neuropathy
- 1.10. Bell's Palsy
 - 1.10.1. Features
 - 1.10.2. Origin
 - 1.10.3. Predisposing Factors
 - 1.10.4. Etiology
 - 1.10.5. Diagnosis
 - 1.10.6. Treatment
 - 1.10.7. Evolution
- 1.11. Ramsay Hunt Syndrome
 - 1.11.1. Features
 - 1.11.2. Origin
 - 1.11.3. Predisposing Factors
 - 1.11.4. Etiology
 - 1.11.5. Diagnosis
 - 1.11.6. Treatment
 - 1.11.7. Evolution



05

Methodology

This academic program offers students a different way of learning. Our methodology uses a cyclical learning approach: **Relearning**.

This teaching system is used, for example, in the most prestigious medical schools in the world, and major publications such as the **New England Journal of Medicine** have considered it to be one of the most effective.





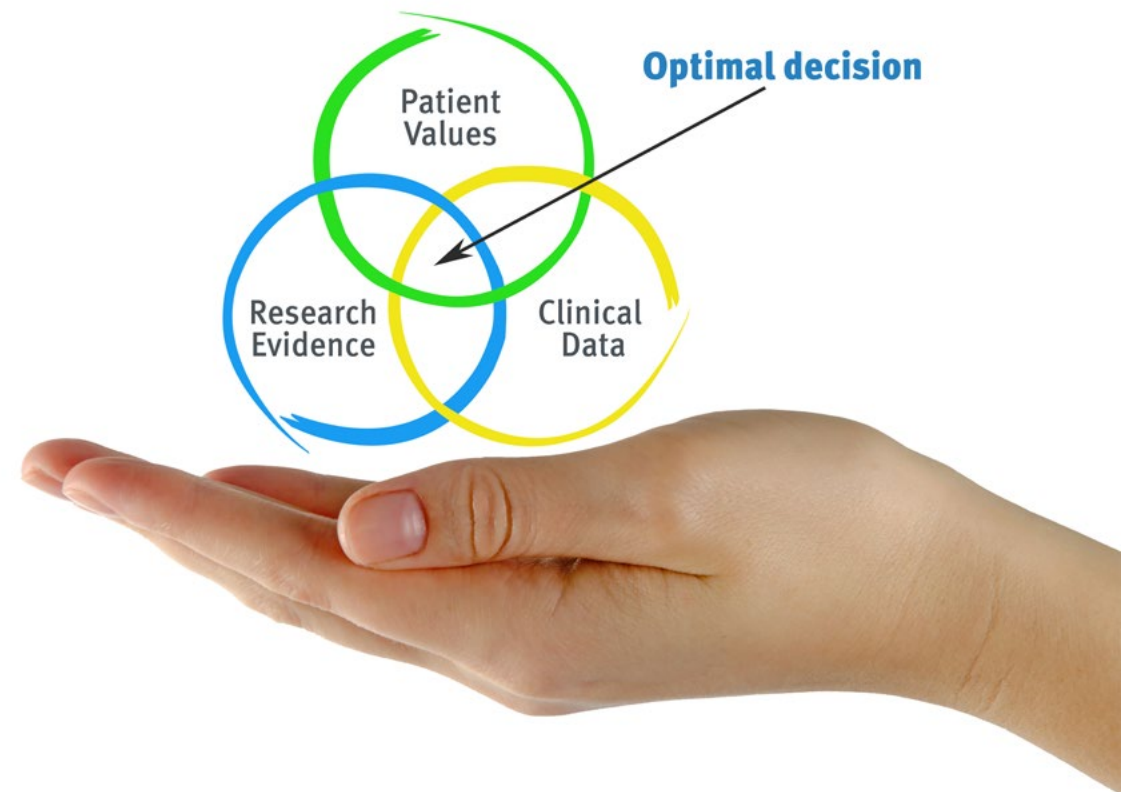
“

Discover Relearning, a system that abandons conventional linear learning, to take you through cyclical teaching systems: a way of learning that has proven to be extremely effective, especially in subjects that require memorization"

At TECH we use the Case Method

In a given situation, what should a professional do? Throughout the program, students will face multiple simulated clinical cases, based on real patients, in which they will have to do research, establish hypotheses, and ultimately resolve the situation. There is an abundance of scientific evidence on the effectiveness of the method. Specialists learn better, faster, and more sustainably over time.

With TECH you will experience a way of learning that is shaking the foundations of traditional universities around the world.



According to Dr. Gérvas, the clinical case is the annotated presentation of a patient, or group of patients, which becomes a "case", an example or model that illustrates some peculiar clinical component, either because of its teaching power or because of its uniqueness or rarity. It is essential that the case is based on current professional life, trying to recreate the real conditions in the dentist's professional practice.

“

Did you know that this method was developed in 1912, at Harvard, for law students? The case method consisted of presenting students with real-life, complex situations for them to make decisions and justify their decisions on how to solve them. In 1924, Harvard adopted it as a standard teaching method”

The effectiveness of the method is justified by four fundamental achievements:

1. Dentists who follow this method not only grasp concepts, but also develop their mental capacity by means of exercises to evaluate real situations and apply their knowledge.
2. Learning is solidly translated into practical skills that allow the student to better integrate into the real world.
3. Ideas and concepts are understood more efficiently, given that the example situations are based on real-life.
4. Students like to feel that the effort they put into their studies is worthwhile. This then translates into a greater interest in learning and more time dedicated to working on the course.



Relearning Methodology

At TECH we enhance the case method with the best 100% online teaching methodology available: Relearning.

This university is the first in the world to combine the study of clinical cases with a 100% online learning system based on repetition, combining a minimum of 8 different elements in each lesson, a real revolution with respect to the mere study and analysis of cases.

The student will learn through real cases and by solving complex situations in simulated learning environments. These simulations are developed using state-of-the-art software to facilitate immersive learning.



At the forefront of world teaching, the Relearning method has managed to improve the overall satisfaction levels of professionals who complete their studies, with respect to the quality indicators of the best online university (Columbia University).

With this methodology we have trained more than 115,000 dentists with unprecedented success, in all specialties regardless of the workload. Our pedagogical methodology is developed in a highly competitive environment, with a university student body with a strong socioeconomic profile and an average age of 43.5 years old.

Relearning will allow you to learn with less effort and better performance, involving you more in your training, developing a critical mindset, defending arguments, and contrasting opinions: a direct equation for success.

In our program, learning is not a linear process, but rather a spiral (learn, unlearn, forget, and re-learn). Therefore, we combine each of these elements concentrically.

The overall score obtained by TECH's learning system is 8.01, according to the highest international standards.



This program offers the best educational material, prepared with professionals in mind:



Study Material

All teaching material is produced by the specialists who teach the course, specifically for the course, so that the teaching content is highly specific and precise.

These contents are then applied to the audiovisual format, to create the TECH online working method. All this, with the latest techniques that offer high quality pieces in each and every one of the materials that are made available to the student.



Educational Techniques and Procedures on Video

TECH introduces students to the latest techniques, the latest educational advances, and to the forefront of medical techniques. All of this in direct contact with students and explained in detail so as to aid their assimilation and understanding. And best of all, you can watch the videos as many times as you like.



Interactive Summaries

The TECH team presents the contents attractively and dynamically in multimedia lessons that include audio, videos, images, diagrams, and concept maps in order to reinforce knowledge.

This exclusive educational system for presenting multimedia content was awarded by Microsoft as a "European Success Story".



Additional Reading

Recent articles, consensus documents and international guidelines, among others. In TECH's virtual library, students will have access to everything they need to complete their course.





Expert-Led Case Studies and Case Analysis

Effective learning ought to be contextual. Therefore, TECH presents real cases in which the expert will guide students, focusing on and solving the different situations: a clear and direct way to achieve the highest degree of understanding.



Testing & Retesting

We periodically evaluate and re-evaluate students' knowledge throughout the program, through assessment and self-assessment activities and exercises, so that they can see how they are achieving their goals.



Classes

There is scientific evidence suggesting that observing third-party experts can be useful.

Learning from an Expert strengthens knowledge and memory, and generates confidence in future difficult decisions.



Quick Action Guides

TECH offers the most relevant contents of the course in the form of worksheets or quick action guides. A synthetic, practical, and effective way to help students progress in their learning.



06

Certificate

The Postgraduate Certificate in Neuropathies of the Oral Cavity guarantees you, in addition to the most rigorous and up to date education, access to a Postgraduate Certificate issued by TECH Technological University.



“

Successfully complete this program and receive your university qualification without having to travel or fill out laborious paperwork”

This **Postgraduate Certificate in Neuropathies of the Oral Cavity** contains the most complete and up-to-date scientific program on the market.

After the student has passed the assessments, they will receive their corresponding **Postgraduate Certificate** diploma issued by **TECH Technological University** by tracked delivery*.

The diploma issued by **TECH Technological University** will reflect the qualification obtained in the **Postgraduate Certificate**, and meets the requirements commonly demanded by labor exchanges, competitive examinations and professional career evaluation committees.

Title: **Postgraduate Certificate in Neuropathies of the Oral Cavity**

Official N° of Hours: **150 h.**



*Apostille Convention. In the event that the student wishes to have their paper diploma issued with an apostille, TECH EDUCATION will make the necessary arrangements to obtain it, at an additional cost.

future
health confidence people
education information tutors
guarantee accreditation teaching
institutions technology learning
community commitment
personalized service innovation
knowledge present quality
development language
virtual classroom



Postgraduate Certificate
Neuropathies of the Oral
Cavity

Course Modality: Online

Duration: 2 months.

Certificate: TECH Technological University

Official N° of Hours: 150 h.

Postgraduate Certificate

Neuropathies of the Oral Cavity

