

Postgraduate Certificate

Dermal Fillers and Hyaluronic
Acid and Calcium Hydroxyapatite
for Dentists





Postgraduate Certificate

Dermal Fillers and Hyaluronic Acid and Calcium Hydroxyapatite for Dentists

- » Modality: online
- » Duration: 6 weeks
- » Certificate: TECH Technological University
- » Dedication: 16h/week
- » Schedule: at your own pace
- » Exams: online

Website: www.techtute.com/us/dentistry/postgraduate-certificate/dermal-fillers-hyaluronic-acid-calcium-hydroxyapatite-dentists

Index

01

Introduction

p. 4

02

Objectives

p. 8

03

Course Management

p. 12

04

Structure and Content

p. 16

05

Methodology

p. 20

06

Certificate

p. 28

01

Introduction

For the field of aesthetic medicine, hyaluronic acid has become one of the main allies in all kinds of treatments. Its properties for accelerating healing, regenerating gums or healing oral ulcers make it one of the most popular elements in the field of dentistry.

Recent advances in calcium hydroxyapatite have also spurred interest in dermal fillers of different types. For this reason, it is important for the specialist to be up to date on everything concerning dermal fillers. For this purpose, TECH has developed this complete university program, created by the most prominent professionals in the sector and based on the most current scientific evidence.





“

Access the most modern scientific findings on the different types of dermal fillers and how to apply them, adapting them to each particular case”

In addition to the growing social concern for Aesthetics, recurring advances in elements such as hyaluronic acid or hydroxyapatite, which make treatments better and better adapted to each patient. This makes it even more important important for specialists to update their knowledge, as they must adapt quickly both to the new social demands and to the recent discoveries in the aesthetic field.

That is why TECH has assembled a team of top professionals in Aesthetic Dental Medicine, with proven experience leading their own teams of Oral Surgery and Aesthetic Dentistry. This faculty has combined its own clinical experience with the most recent scientific findings, creating a program of maximum interest for any specialist seeking to get up to date in Aesthetic Medicine and incorporate the most recent dental advances into their daily practice.

In order to find the best possible format, TECH offers this program 100% online, so there are no pre-scheduled classes or schedules of any kind. Unlike traditional teaching, TECH gives the specialist the option of managing their own study time, being able to combine it with the most demanding professional or personal commitments.

Therefore, the specialist can decide when, where and how to study. In addition, they will have access to a complete repertoire of exercises, complementary readings and clinical videos for each topic taught.

The **Postgraduate Certificate in Dermal Fillers and Hyaluronic Acid and Calcium Hydroxyapatite for Dentists** contains the most complete and up-to-date scientific program on the market. Its most notable features are:

- ◆ Practical cases presented by experts in aesthetic medicine applied to dentistry
- ◆ The graphic, schematic, and eminently practical contents with which they are created, provide scientific and practical information on the disciplines that are essential for professional practice
- ◆ Practical exercises where self-assessment can be used to improve learning
- ◆ Special emphasis on innovative methodologies for the use of aesthetic treatments in dentistry
- ◆ Theoretical lessons, questions to the expert, debate forums on controversial topics, and individual reflection assignments
- ◆ Content that is accessible from any fixed or portable device with an Internet connection



With this Postgraduate Certificate, you will be able to modernize and deepen your knowledge of the importance of Hyaluronic Acid in Aesthetic Medicine for dentists"

“

You will have the best audiovisual support, provided in multimedia format and created by the teachers themselves to deepen the types of Hyaluronic Acid or patient management”

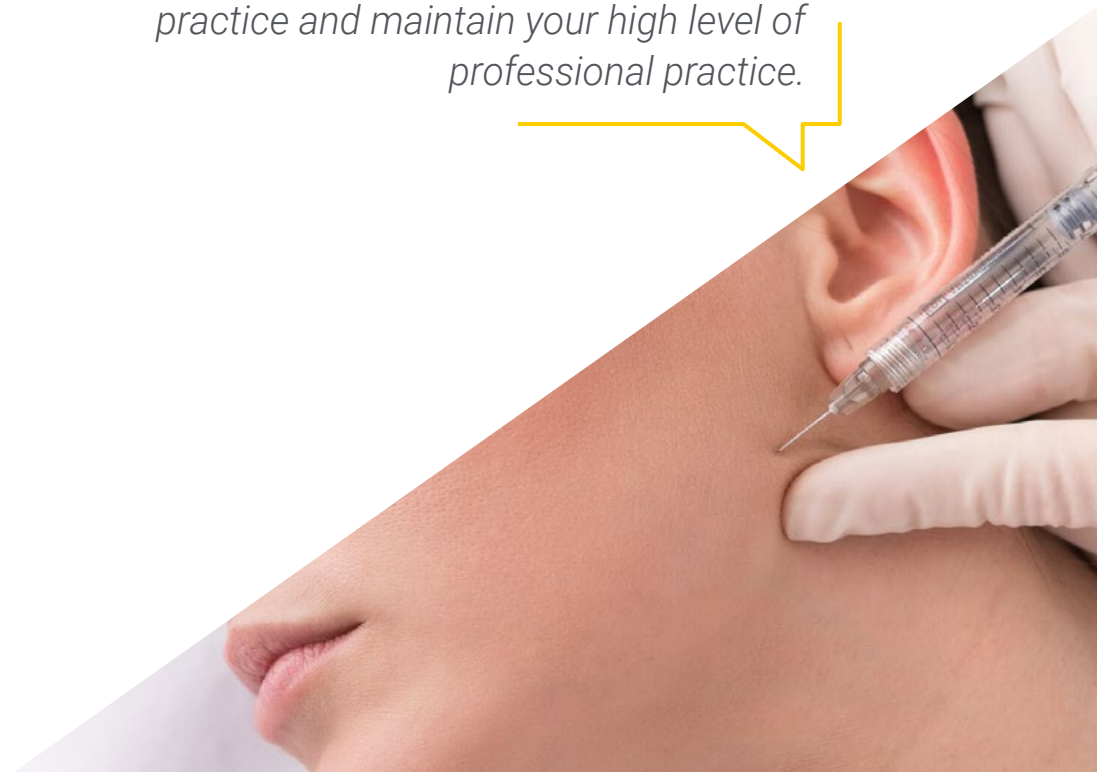
The program's teaching staff includes professionals from the sector who contribute their work experience to this program, as well as renowned specialists from leading societies and prestigious universities.

The multimedia content, developed with the latest educational technology, will provide the professional with situated and contextual learning, i.e., a simulated environment that will provide an immersive program designed to learn in real situations.

This program is designed around Problem-Based Learning, whereby the professional must try to solve the different professional practice situations that arise during the academic year. For this purpose, the student will be assisted by an innovative interactive video system created by renowned and experienced experts.

You will have the full support of TECH's teaching and technical staff, who will help you to resolve any doubts that may arise throughout the program.

Incorporate the most important advances in Hyaluronic Acid and Calcium Hydroxyapatite into your daily practice and maintain your high level of professional practice.



02

Objectives

Bearing in mind the importance of Hyaluronic Acid and Calcium Hydroxyapatite in many modern treatments, the aim of this program is none other than to update the specialist's knowledge of these two elements in the best way possible. To this end, the most innovative educational technology has been employed in order to offer the specialist the most complete and effective academic experience possible.



“

You will get the most out of all the contents taught in this program thanks to the exhaustiveness and detail with which they have been created"



General objectives

- ♦ Gain in-depth knowledge of the anatomy of the head and neck to reduce the complications and to consolidate the correct management of patients who are looking for in the harmonization of tissues in Aesthetic Medicine
- ♦ Know the treatments of Aesthetic Medicine that apply to the dental clinic, being able to expand the portfolio of services and become an expert in a specialty whose demand is booming
- ♦ Recommend the ideal and personalized treatment to each patient for each individual case
- ♦ Instill in the student the vital importance of the most natural result possible in each treatment, for which the most avant-garde materials and techniques will be studied
- ♦ Know the business structure of the dental clinic from different angles, in order to optimize the necessary resources in the search for maximum profitability of the business
- ♦ Be able to replicate models that are profitable and discard those that represent a business deficit
- ♦ Understand the power of communication and marketing in attracting, retaining and promoting existing and future customers





Specific objectives

- ◆ Know the differences between some dermal fillers and others
- ◆ Gain in-depth knowledge in the composition and mechanism of action of hyaluronic acid
- ◆ Understand the different types of hyaluronic acid, its classification and subgroups in order to be able to select the correct one when performing a treatment
- ◆ Know hyaluronidase and learn how to reconstitute it. Learn how to use it in case it is necessary to use it
- ◆ Know all the complications associated with dermal fillers
- ◆ Learn the materials needed to make dermal fillers
- ◆ Gain in-depth knowledge of the composition, mechanism of action and indications of calcium hydroxyapatite



Get up to date with the most important medical-pharmacological treatments, including hyaluronidase and eye pain or blindness treatment protocols"

03

Course Management

Since Aesthetic Medicine is of prominent relevance in the field of dentistry, TECH has ensured that the contents of this program meet the specialist's highest demands and expectations. Therefore, a first-class teaching team has been assembled, with proven experience in Facial and Dental Aesthetic Medicine. Thanks to this unique vision, the contents respond to the most urgent demands of dental specialists who are looking for complete and exhaustive up-to-date information on Hyaluronic Acid and Calcium Hydroxyapatite.





“

The teaching staff has put a lot of effort into this syllabus, with detailed videos and summaries of each of the topics"

Management



Ms. González Rodríguez, Paloma

- ♦ Owner of Chamberí Dental Oral Surgery, Implantology and General Dentistry and Aesthetic Facial and Dental Medicine, Madrid
- ♦ Oral Surgeon at Vivanta Clinic, Seville
- ♦ Oral Surgeon and Dentist at D. Montero Dental Clinic, Seville
- ♦ General Dentist and Prosthodontist in ADESLAS SEGURCAIXA, Cadiz
- ♦ Endodontist Dentist exclusively at ADESLAS DENTAL, Cadiz
- ♦ Degree in Dentistry. CEU San Pablo University, Madrid
- ♦ Master's Degree in Oral Surgery, Implantology and Periodontics UMA, Malaga University
- ♦ Specialist in Dental and Facial Aesthetics. Harmonic, Dr. Sandra Duque

Professors

Ms. Calderón Cabello, María

- ♦ Director of Oral Surgery, as well as being responsible for the Facial and Dental Aesthetic part of the Dental and Aesthetic Clinic 28, Seville
- ♦ Oral Surgeon at Dental Center Clinics
- ♦ Dental Aesthetics and Oral Surgery at Dr. Javier Acero's Acero Maxilodental Clinic, Seville
- ♦ Degree in Dentistry, CEU San Pablo University, Madrid
- ♦ Master in Oral Surgery, Implantology and Periodontics from the University of Malaga
- ♦ Course on Aesthetic Medicine, Hyaluronic Acid, Thread Tightening and Botox, Madrid
- ♦ Course on the Use of Hyaluronic Acid in the PeriOral Area for Dentists, Seville
- ♦ Course on Oral Anatomy Applied to Implantology and Implantoprosthesis, University of Seville



04

Structure and Content

Thanks to TECH's teaching methodology, based on Relearning, the specialist benefits from the highest possible return on the hours of study invested. This is achieved through the reiteration of the most important concepts, with a gradual and natural progression in all contents. In addition, the wide variety of complementary readings and practical exercises, based on real cases, greatly help to contextualize all the theoretical advances on dermal fillers.



“

Make the most of the best teaching methodology and get up to date on hyaluronic acid filler approaches"

Module 1. Dermal Fillers Hyaluronic Acid and Calcium Hydroxyapatite

- 1.1. Introduction
 - 1.1.1. Classification of Dermal Filler Materials
 - 1.1.2. What Is Hyaluronic Acid?
 - 1.1.3. Composition
 - 1.1.4. Classification of Hyaluronic Acid
 - 1.1.5. What Is Calcium Hydroxyapatite?
 - 1.1.6. Composition
- 1.2. Management of the Patient Undergoing Dermal Filler Treatments
- 1.3. Types of Hyaluronic Acid
- 1.4. Protocols for Hyaluronic Acid Infiltration
 - 1.4.1. Pre-Infiltration
 - 1.4.2. Infiltration
 - 1.4.3. Post-Infiltration
- 1.5. Applications and Indications of Hyaluronic Acid
 - 1.5.1. Aesthetics
 - 1.5.2. Dental
- 1.6. Hyaluronic Acid Filler Approaches
- 1.7. Calcium Hydroxyapatite
 - 1.7.1. Classification
 - 1.7.2. Indications
 - 1.7.3. Calcium Hydroxyapatite Infiltration Protocols
- 1.8. Differences between Dermal Fillers
 - 1.8.1. Calcium Hydroxyapatite or Hyaluronic Acid?
 - 1.8.2. Other Dermal Fillers of Interest
- 1.9. General Complications
 - 1.9.1. Complications Associated with Hyaluronic Acid Treatment
 - 1.9.2. Complications Associated with Calcium Hydroxyapatite Treatment
- 1.10. Pharmacological Medical Treatment
 - 1.10.1. Pharmacology Associated with Post-Treatment Effects
 - 1.10.2. Hyaluronidase
 - 1.10.3. Treatment Protocol for Ocular Pain or Blindness Due to Dermal Fillers





“

You will find a wide range of additional content, which can even be useful as reference material during your daily practice”

05

Methodology

This academic program offers students a different way of learning. Our methodology uses a cyclical learning approach: **Relearning**.

This teaching system is used, for example, in the most prestigious medical schools in the world, and major publications such as the **New England Journal of Medicine** have considered it to be one of the most effective.





“

Discover Relearning, a system that abandons conventional linear learning, to take you through cyclical teaching systems: a way of learning that has proven to be extremely effective, especially in subjects that require memorization"

At TECH we use the Case Method

In a given situation, what should a professional do? Throughout the program, students will face multiple simulated clinical cases, based on real patients, in which they will have to do research, establish hypotheses, and ultimately resolve the situation. There is an abundance of scientific evidence on the effectiveness of the method. Specialists learn better, faster, and more sustainably over time.

With TECH you will experience a way of learning that is shaking the foundations of traditional universities around the world.



According to Dr. Gervas, the clinical case is the annotated presentation of a patient, or group of patients, which becomes a "case", an example or model that illustrates some peculiar clinical component, either because of its teaching power or because of its uniqueness or rarity. It is essential that the case is based on current professional life, trying to recreate the real conditions in the dentist's professional practice.

“

Did you know that this method was developed in 1912, at Harvard, for law students? The case method consisted of presenting students with real-life, complex situations for them to make decisions and justify their decisions on how to solve them. In 1924, Harvard adopted it as a standard teaching method”

The effectiveness of the method is justified by four fundamental achievements:

1. Dentists who follow this method not only grasp concepts, but also develop their mental capacity by means of exercises to evaluate real situations and apply their knowledge.
2. Learning is solidly translated into practical skills that allow the student to better integrate into the real world.
3. Ideas and concepts are understood more efficiently, given that the example situations are based on real-life.
4. Students like to feel that the effort they put into their studies is worthwhile. This then translates into a greater interest in learning and more time dedicated to working on the course.



Relearning Methodology

At TECH we enhance the case method with the best 100% online teaching methodology available: Relearning.

This university is the first in the world to combine the study of clinical cases with a 100% online learning system based on repetition, combining a minimum of 8 different elements in each lesson, a real revolution with respect to the mere study and analysis of cases.

The student will learn through real cases and by solving complex situations in simulated learning environments. These simulations are developed using state-of-the-art software to facilitate immersive learning.



At the forefront of world teaching, the Relearning method has managed to improve the overall satisfaction levels of professionals who complete their studies, with respect to the quality indicators of the best online university (Columbia University).

With this methodology we have trained more than 115,000 dentists with unprecedented success, in all specialties regardless of the workload. Our pedagogical methodology is developed in a highly competitive environment, with a university student body with a strong socioeconomic profile and an average age of 43.5 years old.

Relearning will allow you to learn with less effort and better performance, involving you more in your training, developing a critical mindset, defending arguments, and contrasting opinions: a direct equation for success.

In our program, learning is not a linear process, but rather a spiral (learn, unlearn, forget, and re-learn). Therefore, we combine each of these elements concentrically.

The overall score obtained by TECH's learning system is 8.01, according to the highest international standards.



This program offers the best educational material, prepared with professionals in mind:



Study Material

All teaching material is produced by the specialists who teach the course, specifically for the course, so that the teaching content is highly specific and precise.

These contents are then applied to the audiovisual format, to create the TECH online working method. All this, with the latest techniques that offer high quality pieces in each and every one of the materials that are made available to the student.



Educational Techniques and Procedures on Video

TECH introduces students to the latest techniques, the latest educational advances, and to the forefront of medical techniques. All of this in direct contact with students and explained in detail so as to aid their assimilation and understanding. And best of all, you can watch the videos as many times as you like.



Interactive Summaries

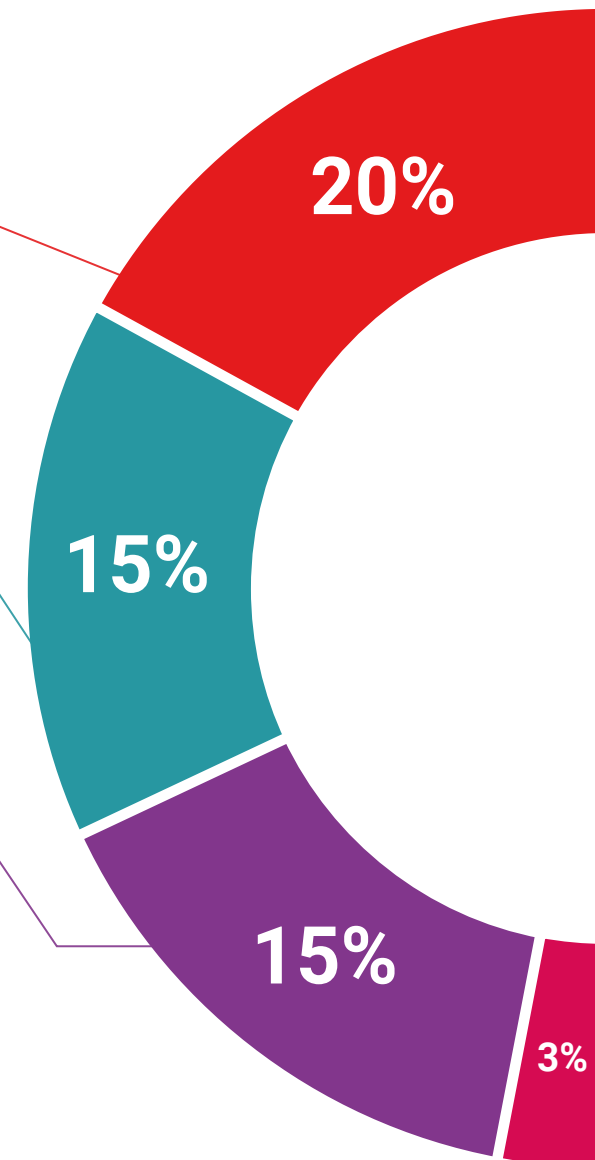
The TECH team presents the contents attractively and dynamically in multimedia lessons that include audio, videos, images, diagrams, and concept maps in order to reinforce knowledge.

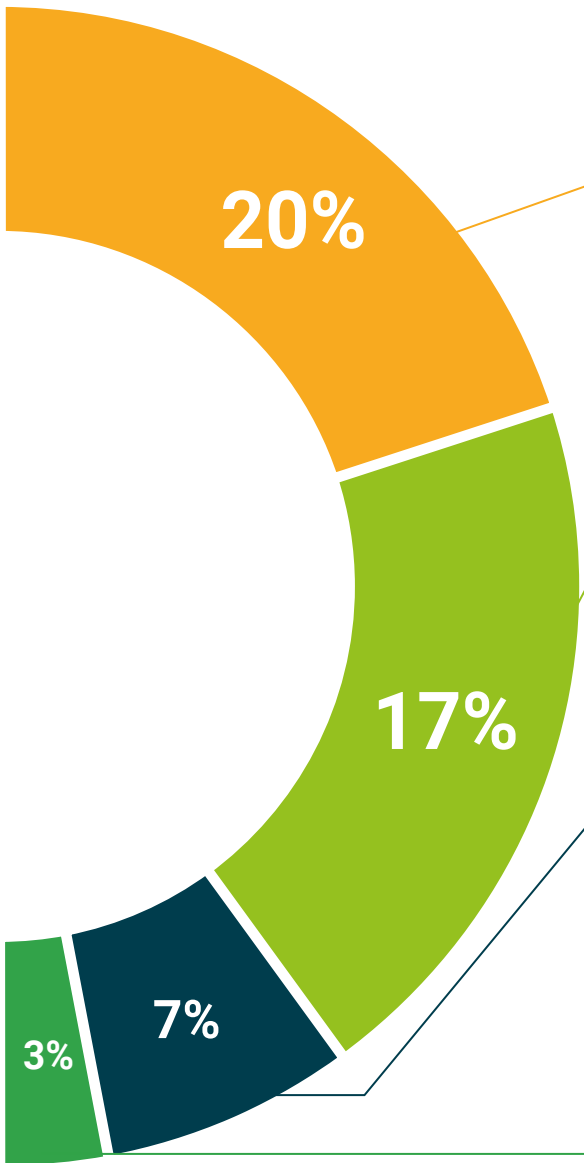
This exclusive educational system for presenting multimedia content was awarded by Microsoft as a "European Success Story".



Additional Reading

Recent articles, consensus documents and international guidelines, among others. In TECH's virtual library, students will have access to everything they need to complete their course.





Expert-Led Case Studies and Case Analysis

Effective learning ought to be contextual. Therefore, TECH presents real cases in which the expert will guide students, focusing on and solving the different situations: a clear and direct way to achieve the highest degree of understanding.



Testing & Retesting

We periodically evaluate and re-evaluate students' knowledge throughout the program, through assessment and self-assessment activities and exercises, so that they can see how they are achieving their goals.



Classes

There is scientific evidence suggesting that observing third-party experts can be useful.

Learning from an Expert strengthens knowledge and memory, and generates confidence in future difficult decisions.



Quick Action Guides

TECH offers the most relevant contents of the course in the form of worksheets or quick action guides. A synthetic, practical, and effective way to help students progress in their learning.



06 Certificate

The Postgraduate Certificate in Dermal Fillers and Hyaluronic Acid and Calcium Hydroxyapatite for Dentists guarantees you, in addition to the most rigorous and up-to-date training, access to a Postgraduate Certificate issued by TECH Technological University.





“

*Successfully complete this program
and receive your university degree
without travel or laborious paperwork”*

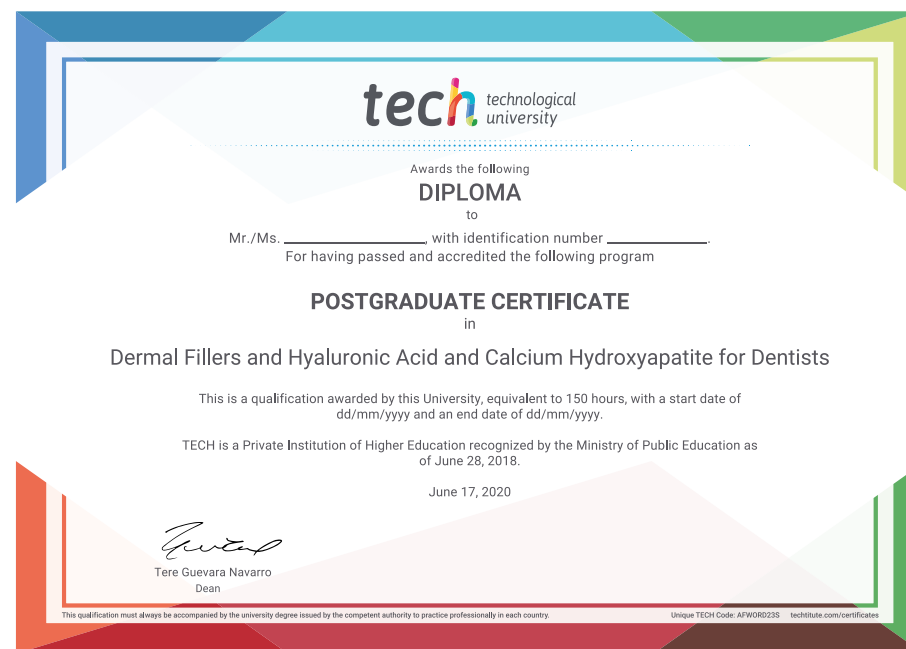
This **Postgraduate Certificate in Dermal Fillers and Hyaluronic Acid and Calcium Hydroxyapatite for Dentists** contains the most complete and up-to-date scientific program on the market.

After the student has passed the assessments, they will receive their corresponding **Postgraduate Certificate** issued by **TECH Technological University** via tracked delivery*.

The diploma issued by **TECH Technological University** will reflect the qualification obtained in the Postgraduate Certificate, and meets the requirements commonly demanded by labor exchanges, competitive examinations and professional career evaluation committees.

Title: **Postgraduate Certificate in Dermal Fillers and Hyaluronic Acid and Calcium Hydroxyapatite for Dentists**

Official N° of hours: **150 h.**



*Apostille Convention. In the event that the student wishes to have their paper diploma issued with an apostille, TECH EDUCATION will make the necessary arrangements to obtain it, at an additional cost.

future

health confidence people

education information tutors

guarantee accreditation teaching

institutions technology learning

community commitment

personalized service innovation

knowledge present

online training

development languages

virtual classroom

tech technological
university

Postgraduate Certificate

Dermal Fillers and
Hyaluronic Acid and
Calcium Hydroxyapatite
for Dentists

- » Modality: online
- » Duration: 6 weeks
- » Certificate: TECH Technological University
- » Dedication: 16h/week
- » Schedule: at your own pace
- » Exams: online

Postgraduate Certificate

Dermal Fillers and Hyaluronic Acid
and Calcium Hydroxyapatite
for Dentists

