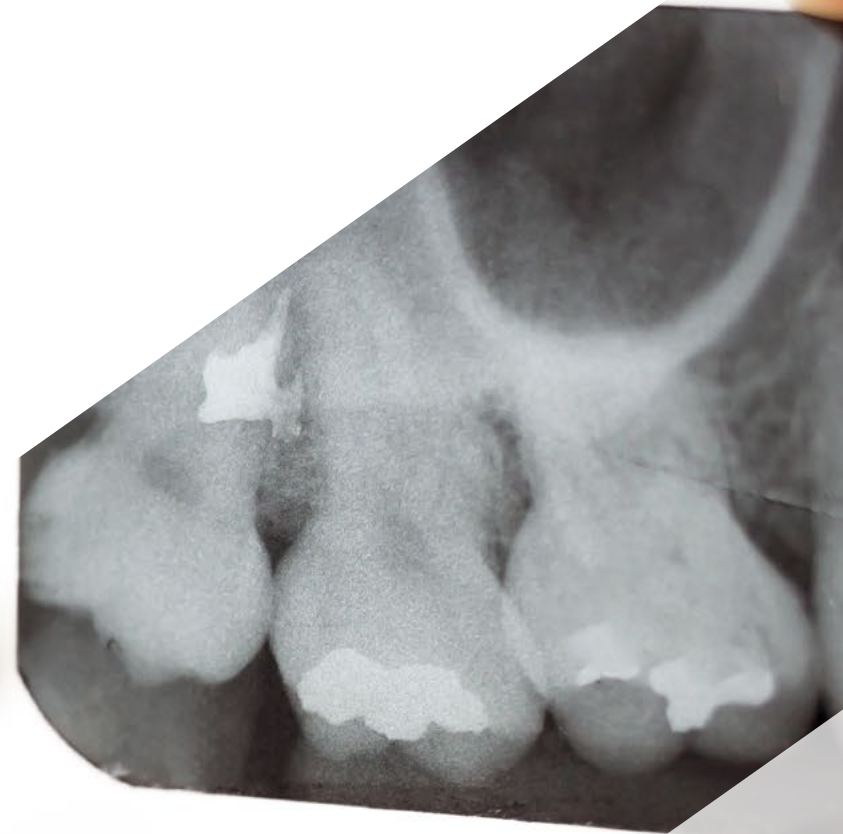


Postgraduate Certificate

Dental Trauma in Endodontics





Postgraduate Certificate Dental Trauma in Endodontics

Course Modality: **Online**

Duration: **6 weeks**

Certificate: **TECH Technological University**

4 ECTS Credits

Teaching Hours: **100 hours.**

Website: www.techtute.com/dentistry/postgraduate-certificate/dental-trauma-endodontics

Index

01

Introduction

p. 4

02

Objectives

p. 8

03

Course Management

p. 12

04

Structure and Content

p. 16

05

Methodology

p. 22

06

Certificate

p. 28

01

Introduction

The need for this program lies in the importance of a more specific training for professionals due to the enormous volume of theoretical and practical knowledge required for the practice of this dental discipline, especially if we take into account the great demand for training in this area.





“

Improve your knowledge in Dental Trauma in Endodontics through this program, where you will find the best teaching material with real practical cases. Learn here about the latest advances in clinic management and direction in order to be able to manage quality dental centers"

The training of professionals who are increasingly committed to the society in which they carry out their work requires a deepening of the knowledge and subjects that comprise the educational background of their degrees.

This Postgraduate Certificate program aims to respond to the needs not only of its students, but also of society, anticipating the future demands of the environment. Change, the result of globalization and the imperatives of a new knowledge-based economy, requires ambitious modernization programs in the field of online training.

This Postgraduate Certificate aims to cover the comprehensive training of dentists in Dental Trauma in Endodontics by providing the necessary skills to prepare them as highly qualified professionals in the field of Endodontics.

This **Postgraduate Certificate in Dental Trauma in Endodontics** contains the most complete and up-to-date scientific program on the market. The most important features of the program include:

- ♦ Clinical cases presented by experts in endodontics. The graphic, schematic, and eminently practical contents with which they are created, provide scientific and practical information on the disciplines that are essential for professional practice
- ♦ The latest diagnostic and therapeutic information on how to approach Dental Trauma in Endodontics
- ♦ An algorithm-based interactive learning system for decision-making in the clinical situations presented throughout the course
- ♦ Special emphasis on test-based medicine and research methodologies in Dental Trauma in Endodontics
- ♦ All this will be complemented by theoretical lessons, questions to the expert, debate forums on controversial topics, and individual reflection assignments
- ♦ Content that is accessible from any fixed or portable device with an Internet connection



Each company must decide where and with whom it is playing, what resources it has and what it intends to gain from it"

“

This Postgraduate Certificate may be the best investment you can make when choosing a refresher program for two reasons: in addition to updating your knowledge in Dental Trauma in Endodontics, you will obtain a Postgraduate Certificate from TECH Technological University"

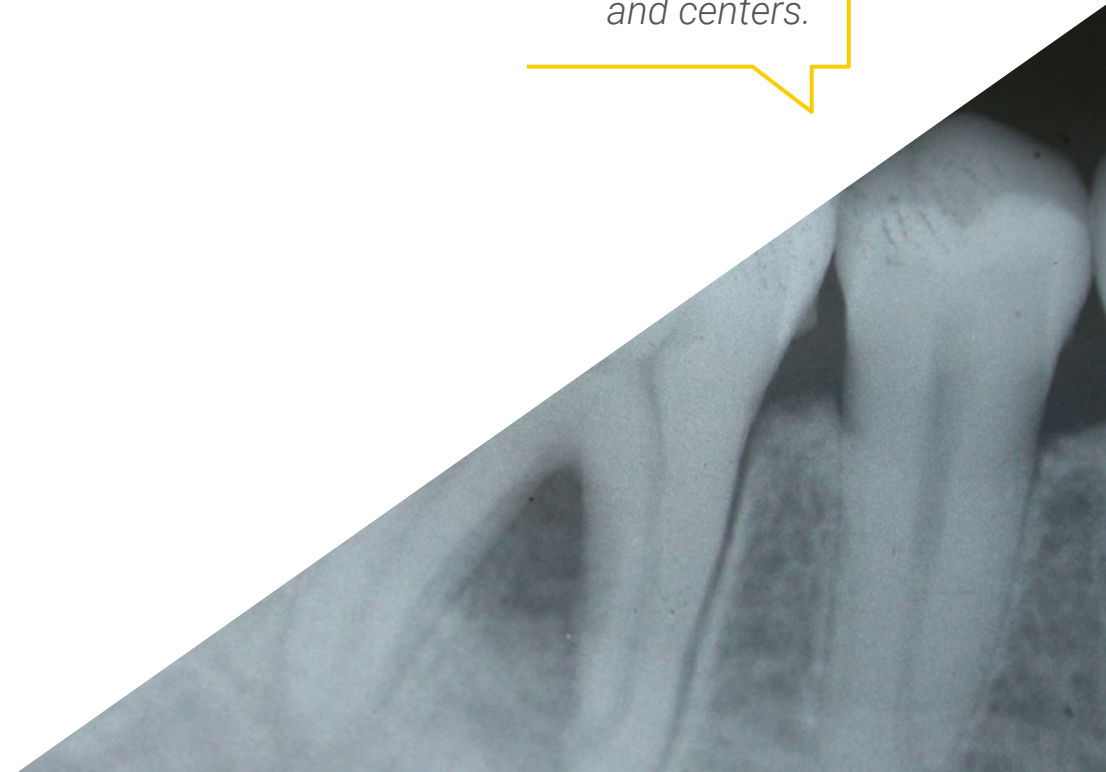
Forming part of the teaching staff is a group of professionals in the world of Dentistry, who bring to this course their work experience, as well as a group of renowned specialists, recognised by esteemed scientific communities.

The multimedia content developed with the latest educational technology will provide the professional with situated and contextual learning, i.e., a simulated environment that will provide immersive training program to train in real situations.

The design of this program is based on problem-based learning, by means of which the dentist must try to solve the different professional practice situations that arise throughout the Postgraduate Certificate. For this reason, you will be assisted by an innovative, interactive video system created by renowned and experienced experts in the field of radiology with extensive teaching experience.

The Postgraduate Certificate provides training in simulated environments, which provides immersive learning designed to train professionals for real situations.

We give you the opportunity to take control of your future and develop your full potential within dental clinics and centers.



02

Objectives

The principal objective of the program is the development of both theoretical and practical learning, so that the professional can master, in a practical and rigorous way, the study of Dental Trauma in Endodontics.



“

This refresher program will generate a sense of confidence when practising dentistry which will help you grow both personally and professionally”



General objectives

- Update the theoretical and practical knowledge of the dentist in the different areas of Endodontics and Apical Microsurgery, through evidence-based dentistry
- Promote work strategies based on a multidisciplinary approach to the patient who is a candidate for endodontic treatment or apical surgery
- Encourage the acquisition of technical skills and abilities, through a powerful audiovisual system, and the possibility of development through online simulation workshops and/or specific training
- Train the professional to reach levels of excellence based on the attentive observation of the patient and their circumstances, extraction of the appropriate clinical and exploratory data, elaboration of a diagnostic process and therapeutic plan that will lead them to offer the patient the best possible option in that situation. To this end, it will be essential to immerse yourself in the continuous study of the bibliography, acquiring solid foundations and a habit of periodically reviewing the evolution of your knowledge with a critical attitude and ability to discriminate





Specific objectives

- ◆ Describe the biological principles of Endodontics
- ◆ Perform a correct clinical history in endodontics, taking into account the risk diseases as well as the various radiological techniques available to us to make a correct diagnosis
- ◆ Know how to differentiate the different treatment options for open apex tooth
- ◆ Perform the procedure for insulation by means of a rubber dam
- ◆ Explain the anatomy and location of root canals
- ◆ Solve possible operative accidents in Endodontics
- ◆ Define the different types of root resorptions
- ◆ Describe dental trauma in emergency situations
- ◆ Explain the indications for endodontic surgery
- ◆ Correctly prepare the surgical field in apical surgery as well as master the sterilization



Make the most of the opportunity and take the step to get up-to-date on the latest developments in Dental Trauma in Endodontics”

03

Course Management

This program includes highly regarded health professionals in the field of Endodontics in its teaching staff, who bring the experience of their work to this training.

In addition, renowned specialists, members of prestigious national and international scientific communities, are involved in designing and preparing the program.



“

*Learn about the latest advances
in Dental Trauma in Endodontics
from leading professionals"*

Management



Dr. Fabra Campos, Hipólito

- ◆ Degree in Medicine and Surgery
- ◆ Degree in Stomatology from the School of Stomatology at the Complutense University of Madrid
- ◆ PhD in Medicine from the Complutense University of Madrid
- ◆ Honorary Member of the Iltre Official College of Dentists and Stomatologists of La Rioja
- ◆ Rodriguez Carvajal Award for the best case published in the journal of the Spanish Association of Endodontics 1992
- ◆ Winner of the II Certamen de Actividades Científicas Odonto-Estomatológicas Ciudad de Córdoba 1997
- ◆ Pedro Ruíz de Temiño Malo Award for the best original article published in the Revista Española de Endodoncia 1998
- ◆ Award for the best communication in video format XXVI National Congress of AEDE 2005
- ◆ Founding member of the Spanish Society of Endodontics
- ◆ Active member of the American and European Society of Endodontics, the Academy of Dental Materials and full Specialist member of the Spanish Society of Periodontology
- ◆ Active Member of the Spanish Section of the Pierre Fauchard Academy
- ◆ More than 150 lectures and courses on Endodontics and Dental Surgery given in Spain, Portugal, Argentina, Ecuador and Brazil
- ◆ Co-author of the New Etymological Medical Dictionary of Dentistry 2008
- ◆ More than 75 scientific articles published in several Spanish journals, as well as in The Journal of Endodontics, The International Endodontic Journal, The Endodontics & Dental Traumatology, The Quintessence International and The Endodontic Practice



Dr. García Rielo, Manuel Miguel

- ◆ Degree in Dentistry from the University of Santiago de Compostela
- ◆ International Master of Advanced Endodontics
- ◆ Master's Degree in Implantology, Periodontology and Oral Surgery
- ◆ Advanced Studies diploma
- ◆ Clinical Tutor Professor of the USC in the Teaching Unit of Dental Pathology and Therapeutics
- ◆ Collaborating professor of the International Master of Advanced Endodontics at the USC School of Dentistry
- ◆ Author of various articles in national and international magazines
- ◆ Lecturer and author of two books in exam preparation courses
- ◆ National research awards granted by the Spanish Society of Conservative Dentistry (SEOC)
- ◆ Member of different scientific societies: SEPES, SEPA, SEOC, SEGER and SEMO



Dr. Baroni Cañizares, Luís

- ◆ Degree in Dentistry from the European University of Madrid
- ◆ Official Master's Degree in Advanced Endodontics
- ◆ Full Member of the Spanish Association of Endodontics (AEDE)
- ◆ Master's Degree teacher in Endodontics at the University of Zaragoza, Spain
- ◆ Exclusive dedication in Endodontics at Dr. Ruiz de Gopegui Clinic
- ◆ Lecturer in different courses and congresses in the area of Endodontics

04

Structure and Content

The structure of the contents has been designed by a team of professionals knowledgeable about the implications of specialization in daily medical practice and who are aware of the current relevance of training to be able to act correctly in cases of **Dental Trauma in Endodontics** and are committed to quality teaching through new educational technologies.





“

This Postgraduate Certificate in Dental Trauma in Endodontics contains the most complete and up-to-date scientific program on the market”

Module 1. Dental Trauma Diagnosis, Treatment and Prevention

- 1.1. Trauma Patient
 - 1.1.1. Epidemiology, Etiology, and Prevention
 - 1.1.2. Injury-Related Questionnaire
 - 1.1.3. Clinical Examination
 - 1.1.4. Radiographical Examination
 - 1.1.5. Photographic Record
- 1.2. Permanent Tooth Trauma
 - 1.2.1. Concussion
 - 1.2.2. Subluxation
 - 1.2.3. Intrusion
 - 1.2.4. Lateral Luxation
 - 1.2.5. Extrusion
 - 1.2.6. Avulsion
 - 1.2.7. Alveolar Fracture
- 1.3. Permanent Tooth Injury Trauma of the Tooth Structure
 - 1.3.1. Crown Fracture
 - 1.3.2. Root-Crown Fracture
 - 1.3.3. Root Fracture
- 1.4. Trauma of the Permanent Tooth Gum Injury
 - 1.4.1. Laceration
 - 1.4.2. Contusion
 - 1.4.3. Abrasion





- 1.5. Primary Tooth Trauma
 - 1.5.1. General Considerations in DT in Primary Teeth
 - 1.5.2. Clinical Evaluation and Treatment of Tooth Structure in Primary Teeth
 - 1.5.2.1. Crown Fractures Without Pulp Exposure
 - 1.5.2.2. Crown Fractures with Pulp Exposure
 - 1.5.2.3. Root-Crown Fracture
 - 1.5.2.4. Root Fracture
 - 1.5.3. Clinical Evaluation and Treatment of the Supporting Structure in Primary Dentition
 - 1.5.3.1. Concussion and Subluxation
 - 1.5.3.2. Intrusion
 - 1.5.3.3. Lateral Luxation
 - 1.5.3.4. Extrusion
 - 1.5.3.5. Avulsion
 - 1.5.3.6. Alveolar Fracture

“

*A unique, key, and decisive
experience to boost your
professional development”*

05

Methodology

This training program provides you with a different way of learning. Our methodology uses a cyclical learning approach: ***Re-learning***.

This teaching system is used, for example, in the most prestigious medical schools in the world, and major publications such as the ***New England Journal of Medicine*** have ***considered it to be one of the most effective***.





“

Discover Re-learning, a system that abandons conventional linear learning, to take you through cyclical teaching systems: a way of learning that has proven to be extremely effective, especially in subjects that require memorization"

At TECH we use the Case Method

In a given situation, what should a professional do? Throughout the program students will be presented with multiple clinical symptoms simulated cases based on real patients in which they will have to investigate, establish hypotheses and, finally, resolve the situation. There is abundant scientific evidence on the effectiveness of the method. Specialists learn better, faster, and more sustainably over time.

With TECH you will experience a way of learning that is shaking the foundations of traditional universities around the world.



According to Dr. Gervas, the clinical case is the annotated presentation of a patient, or group of patients, which becomes a "case", an example or model that illustrates some peculiar clinical component, either because of its teaching power or because of its uniqueness or rarity. It is essential that the case is based on current professional life, trying to recreate the real conditions in the dentist's professional practice.

“

Did you know that this method was developed in 1912 at Harvard for law students? The case method consisted of presenting students with real-life, complex situations for them to make decisions and justify their decisions on how to solve them. In 1924, Harvard adopted it as a standard teaching method”

The effectiveness of the method is justified by four fundamental achievements:

1. Dentists who follow this method not only grasp concepts, but also develop their mental capacity by means of exercises to evaluate real situations and apply their knowledge.
2. Learning is solidly translated into practical skills that allow the student to better integrate into the real world.
3. Ideas and concepts are understood more efficiently, given that the example situations are based on real-life.
4. Students like to feel that the effort they put into their studies is worthwhile. This then translates into a greater interest in learning and more time dedicated to working on the course.



Re-Learning Methodology

At TECH we enhance the Harvard case method with the best 100% online teaching methodology available: Re-learning.

This university is the first in the world to combine the study of clinical cases with a 100% online learning system based on repetition, combining a minimum of 8 different elements in each lesson, a real revolution with respect to the mere study and analysis of cases.



The student will learn through real cases and by solving complex situations in simulated learning environments. These simulations are developed using state-of-the-art software to facilitate immersive learning.

At the forefront of world teaching, the Re-learning method has managed to improve the overall satisfaction levels of professionals who complete their studies, with respect to the quality indicators of the best Spanish-speaking online university (Columbia University).

With this methodology we have trained more than 115,000 dentists with unprecedented success, in all specialties regardless of the workload. Our pedagogical methodology is developed in a highly competitive environment, with a university student body with a high socioeconomic profile and an average age of 43.5 years old.

Re-learning will allow you to learn with less effort and better performance, involving you more in your specialization, developing a critical mindset, defending arguments, and contrasting opinions: a direct equation to success.

In our program, learning is not a linear process, but rather a spiral (learn, unlearn, forget, and re-learn). Therefore, we combine each of these elements concentrically.

The overall score obtained by TECH's learning system is 8.01, according to the highest international standards.



This program offers the best educational material, prepared with professionals in mind:



Study Material

All teaching material is produced specifically for the course by the specialists who teach the course, so that the teaching content is highly specific and precise.

These contents are then applied to the audiovisual format, to create the TECH online working method. All this, with the latest techniques that offer high quality pieces in each and every one of the materials that are made available to the student.



Educational Techniques and Procedures on Video

TECH introduces students to the latest techniques, the latest educational advances, and to the forefront of medical techniques. All of this in direct contact with students and explained in detail so as to aid their assimilation and understanding. And best of all, you can watch the videos as many times as you like.



Interactive Summaries

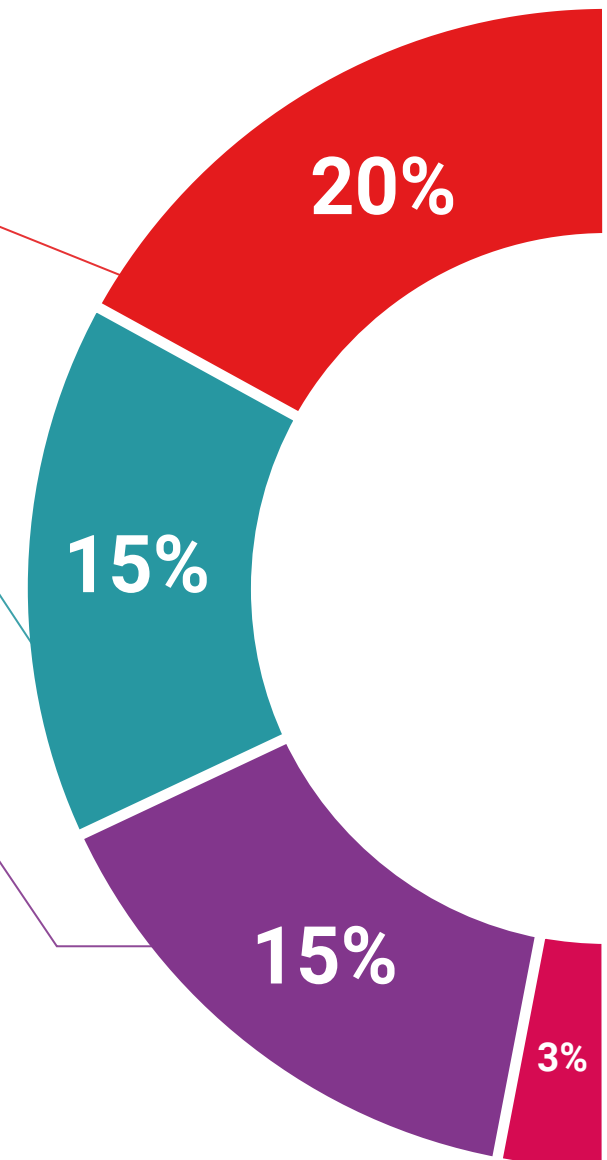
The TECH team presents the contents attractively and dynamically in multimedia lessons that include audio, videos, images, diagrams, and concept maps in order to reinforce knowledge.

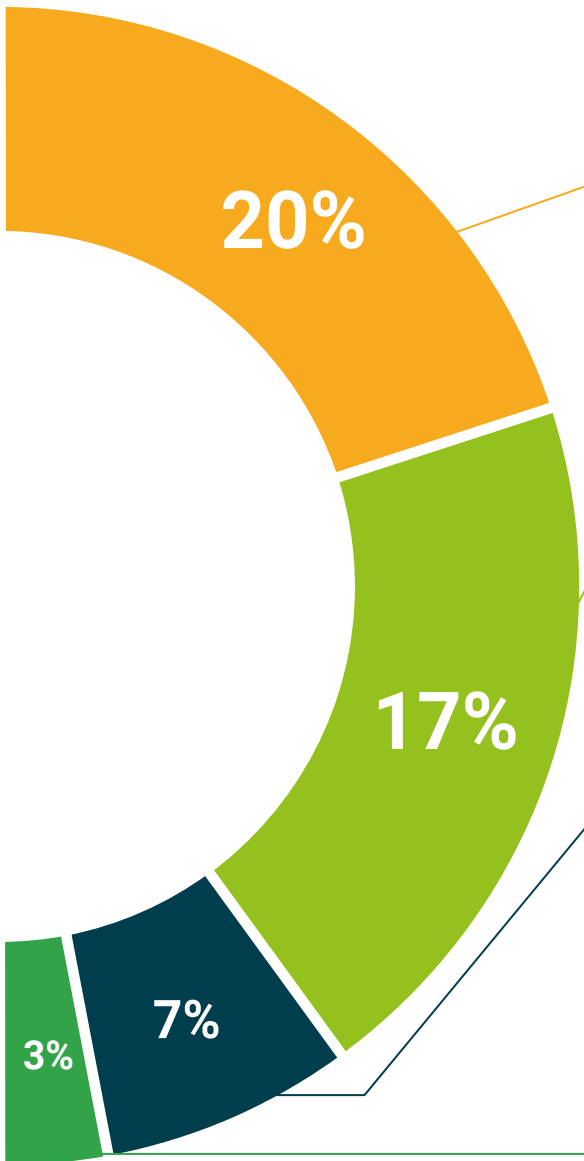
This unique multimedia content presentation training system was awarded by Microsoft as a "European Success Story".



Additional Reading

Recent articles, consensus documents and international guidelines, among others. In TECH's virtual library, students will have access to everything they need to complete their course.





Expert-Led Case Studies and Case Analysis

Effective learning ought to be contextual. Therefore, TECH presents real cases in which the expert will guide students, focusing on and solving the different situations: a clear and direct way to achieve the highest degree of understanding.



Testing & Re-Testing

We periodically evaluate and re-evaluate students' knowledge throughout the program, through assessment and self-assessment activities and exercises: so that they can see how they are achieving your goals.



Classes

There is scientific evidence suggesting that observing third-party experts can be useful.

Learning from an Expert strengthens knowledge and memory, and generates confidence in future difficult decisions.



Quick Action Guides

TECH offers the most relevant contents of the course in the form of worksheets or quick action guides. A synthetic, practical, and effective way to help students progress in their learning.



06

Certificate

The Postgraduate Certificate in Dental Trauma in Endodontics guarantees, in addition to the most rigorous and up-to-date training, access to a Postgraduate Certificate issued by TECH Technological University.



“

Successfully complete this training and receive your university degree without travel or laborious paperwork”

This **Postgraduate Certificate in Dental Trauma in Endodontics** contains the most complete and up-to-date scientific program on the market.

After passing the evaluation, the student will receive a **Postgraduate Certificate** from **TECH Technological University**.

This qualification contributes to the academic development of the professional and adds a high university curricular value to their training. It is 100% valid in all competitive examinations, labour exchanges and professional career evaluation committees.

Title: **Postgraduate Certificate in Dental Trauma in Endodontics**

ECTS: **4**

Official Number of Hours: **100 hours**.



*Apostille Convention. In the event that the student wishes to have their paper diploma issued with a Hague Apostille, TECH EDUCATION will make the necessary arrangements to obtain it, at an additional cost.

future
health confidence people
education information tutors
guarantee accreditation teaching
institutions technology learning
community commitment
personalized service innovation
knowledge present quality
development languages
virtual classroom



Postgraduate Certificate
Dental Trauma in Endodontics

Course Modality: Online

Duration: 6 weeks

Certificate: TECH Technological University

4 ECTS Credits

Teaching Hours: 100 hours.

Postgraduate Certificate

Dental Trauma in Endodontics

