

Postgraduate Certificate

Dental Care in the Oncologic Patient





Postgraduate Certificate

Dental Care in the Oncologic Patient

- » Modality: online
- » Duration: 6 weeks
- » Certificate: TECH Technological University
- » Dedication: 16h/week
- » Schedule: at your own pace
- » Exams: online

Website: www.techtute.com/us/dentistry/postgraduate-certificate/dental-care-oncologic-patient

Index

01

Introduction

p. 4

02

Objectives

p. 8

03

Course Management

p. 12

04

Structure and Content

p. 22

05

Methodology

p. 26

06

Certificate

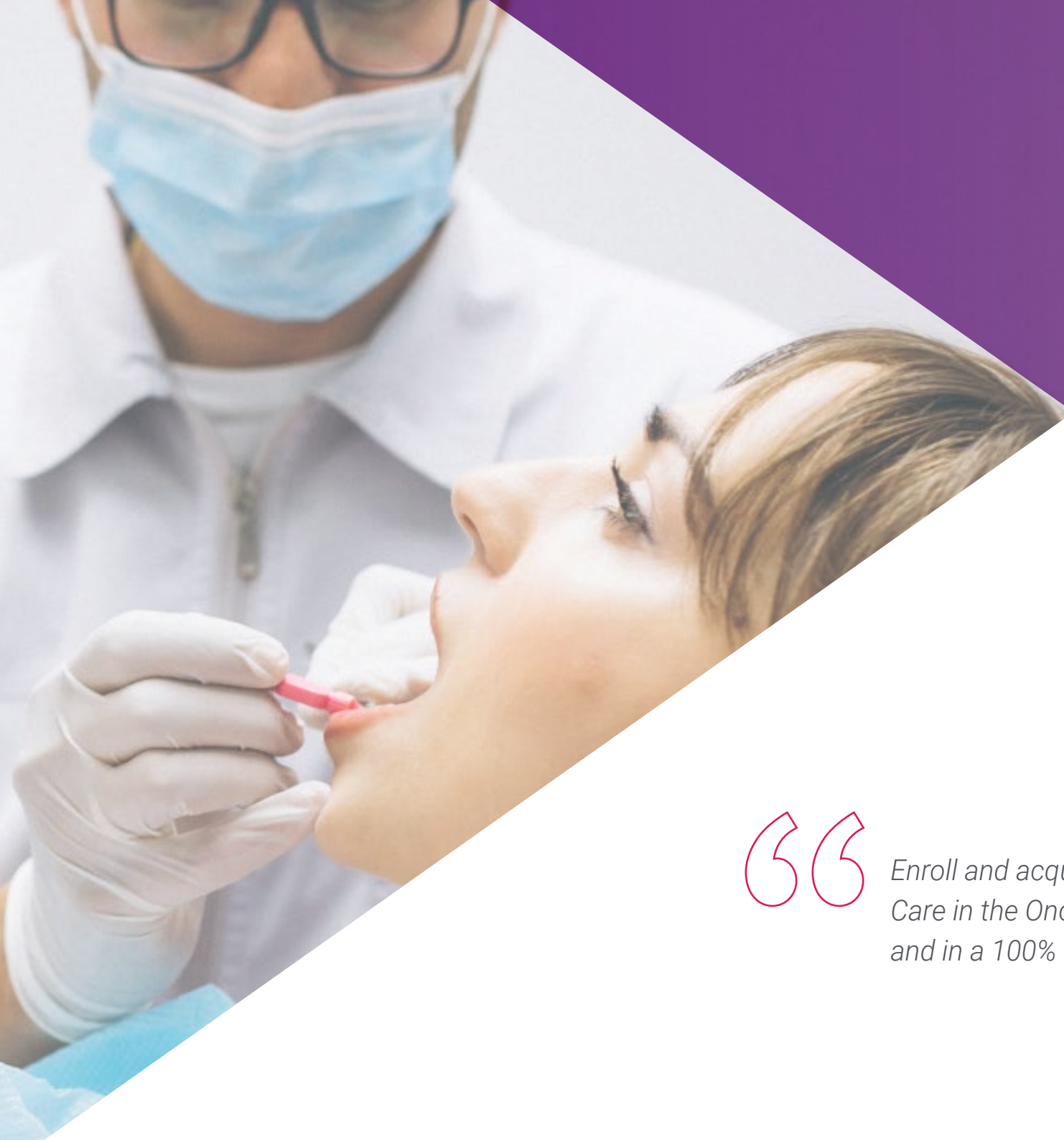
p. 34

01

Introduction

Dental care in oncology patients is crucial to prevent and treat oral complications caused by cancer treatment. Radiotherapy and chemotherapy can cause side effects in the mouth, such as mucositis, dental caries, xerostomia and infection. For this reason, TECH has designed a program that allows students to maximize their knowledge on aspects such as Head and Neck Cancer, Chemotherapy, Dental Treatment during Oncological Therapy or Prosthetic Rehabilitation, among others. All this, thanks to a 100% online modality and with the most dynamic and practical multimedia materials in the academic market.





“

Enroll and acquire new skills in Dental Care in the Oncologic Patient, quickly and in a 100% online modality”

Dental care for cancer patients can help prevent and detect oral cancer. Dentists can perform regular examinations of the mouth and gums to detect signs of oral cancer in early stages, which can improve the chances of successful treatment.

For this reason, TECH has designed a Postgraduate Certificate in Dental Care in the Oncologic Patient with which it seeks to provide students with the necessary skills and competencies to be able to practice their work as specialists, with the highest possible efficiency and quality. In this way, throughout this Postgraduate Certificate, aspects such as Palliative Dental Care, Use of Laser and Biostimulation, Dental Management before Transplantation or Radiotherapy will be addressed.

All this, through a convenient 100% online modality that allows students to organize their schedules and studies, combining them with their other day-to-day work and interests. In addition, this program has the most complete theoretical and practical materials on the market, which facilitates the student's study process and allows them to achieve their goals quickly and efficiently.

This **Postgraduate Certificate in Dental Care in the Oncologic Patient** contains the most complete and up-to-date scientific program on the market. The most important features include:

- ♦ The development of practical cases presented by experts in dentistry
- ♦ The graphic, schematic and practical contents of the program provide practical information on those disciplines that are essential for professional practice
- ♦ Practical exercises where self-assessment can be used to improve learning
- ♦ Its special emphasis on innovative methodologies
- ♦ Theoretical lessons, questions to the expert, debate forums on controversial topics, and individual reflection assignments
- ♦ Content that is accessible from any fixed or portable device with an Internet connection



Become an expert in Predisposing Factors for the Occurrence of Head and Neck Cancer in only 6 weeks and with total freedom of organization"

“

Access all the content on Head and Neck Cancer, from any device with an Internet connection, be it Tablet, mobile or computer”

The program’s teaching staff includes professionals from the sector who contribute their work experience to this educational program, as well as renowned specialists from leading societies and prestigious universities.

Its multimedia content, developed with the latest educational technology, will provide the professional with situated and contextual learning, i.e., a simulated environment that will provide an immersive education programmed to learn in real situations.

The design of this program focuses on Problem-Based Learning, by means of which the professional must try to solve the different professional practice situations that are presented throughout the academic course. For this purpose, the student will be assisted by an innovative interactive video system created by renowned experts.

Achieve professional success in one of the most promising areas of Dentistry, thanks to the most innovative and complete didactic materials.

Delve into the essential aspects of Dental Care against Cancer, from the comfort of your home and 24 hours a day.



02

Objectives

The final objective of this Postgraduate Certificate in Dental Care in the Oncologic Patient is that the student acquires a precise update of their knowledge in this area. An update that will allow the student to perform their work with the highest possible quality and efficiency. All this, thanks to TECH and a 100% online modality that gives total freedom of organization and schedules to the student.





“

It delves into aspects such as the odontologist after oncologic treatment, from the tranquility of your home and without the need to travel of any kind"



General Objectives

- ◆ Update knowledge on the identification of pathologies that may affect the normal development of dental treatment
- ◆ Analyze pathologies that may hinder dental treatment
- ◆ Define the pharmacological guidelines for patients
- ◆ Define and analyze the basic and advanced aspects that define the actions to be taken in case of the main urgent and emergent conditions in a dental office
- ◆ Address the most common medical complications in patients
- ◆ Provide updated recommendations based on scientific evidence for an adequate dental approach to patients
- ◆ Identify the main Oral characteristics of Patients
- ◆ Update knowledge on the medical conditions and medication necessary
- ◆ Delve into the main complications derived from the different medical pathologies
- ◆ Delve into the possible interactions derived from the medical pathology in the dental setting





Specific Objectives

- Establish an update on the concepts and determinants of survival of patients diagnosed with head and neck cancer
- Identify those factors that may condition the appearance or recurrence of oral squamous cell cancer
- Specify the role of the dentist prior to radio-chemotherapy or surgical treatment
- Establish the role of the dentist during to radio-chemotherapy or surgical treatment
- Define the role of the dentist prior to radio-chemotherapy or surgical treatment
- Educate professionals on the role of the dentist as a member of the multidisciplinary oral cancer treatment team
- Define the different treatment and approach options available for patients diagnosed with head and neck cancer



Achieve your most demanding goals thanks to a unique program with the most complete theoretical and practical materials in the academic market"

03

Course Management

In its constant search to provide a degree of the highest quality and usefulness, TECH has selected professionals specialized in Dental Care in Oncologic Patients as part of this teaching staff, who have been in charge of the design of the most advanced contents. Because of this, students will learn from the best the keys to their professional development in a field that adapts to new technologies and the latest advances in the market.





“

The most experienced management and faculty will provide you with the most up-to-date knowledge on Dental Care, preparing you to face the most demanding challenges in this area"

Management



Dr. Jose Antonio Gil Montoya

- ♦ General Dentist in private practice
- ♦ Coordinator of the Doctoral Program in Clinical Medicine and Public Health of the University of Granada
- ♦ Director of the Stomatology Department of the University of Granada
- ♦ Head Teacher of Dentistry in Special Patients at the University of Granada
- ♦ Gerodontology Professor at the University of Granada
- ♦ Invited professor of online Masters in Special Patients and Gerodontology
- ♦ Degree in Dentistry from the University of Granada
- ♦ PhD in Dentistry from the University of Granada
- ♦ Master's Degree in Social Gerontology from the University of Granada
- ♦ Master in Health Research Methodology by the Andalusian School of Public Health



Professors

Dr. Aida Gutierrez Corrales

- ◆ Specialized private practice in Special Needs Dentistry and Oral Surgery
- ◆ Lecturer in Special Needs Odontology at the University of Seville
- ◆ PhD in Odontology from the University of Seville
- ◆ Degree in Dentistry from the European University of Madrid
- ◆ Master's Degree in Dental Sciences at the University of Seville
- ◆ Master in Medical-Surgical and Integrated Odontology at the University of Seville
- ◆ Master's Degree in Oral Surgery at the University of Seville
- ◆ Master's Degree in Advanced Oral Surgery at the University of Seville

04

Structure and Content

The structure and all the didactic resources of this curriculum have been designed by the renowned professionals that make up TECH's team of experts in this area of Odontology. These specialists have used their extensive experience and their most advanced knowledge to create practical and completely updated contents. All this, based on the most efficient teaching methodology, TECH's Relearning.





“

Expand your knowledge of Odontology, thanks to the Didactics most innovative materials and a wide variety of additional content available on the Virtual Campus”

Module 1. Dental care in oncological patients. Radio and Chemotherapy.
Bone Marrow Transplant

- 1.1. Head and Neck Cancer
 - 1.1.1. Concept, Classification and Prevalence
 - 1.1.2. Update on TNM staging DOI
 - 1.1.3. The SCOC Squamous Cell Oral Carcinoma
- 1.2. Predisposing factors for the development of head and neck cancer
 - 1.2.1. Tobacco and its implication in oral squamous cell carcinoma
 - 1.2.2. Consequences of concomitant consumption of tobacco and alcohol
 - 1.2.3. New cohorts in oral cancer: Human Papillomavirus
- 1.3. Approaching and treatment of head and neck cancer
 - 1.3.1. Radiotherapy
 - 1.3.2. Chemotherapy
 - 1.3.3. Surgical Management
- 1.4. The role of the odontologist in the period prior to oncologic treatment
 - 1.4.1. Actions to reduce the incidence of cavities or periodontal disease in adult oral oncology patients
 - 1.4.2. Actions to reduce the incidence of Mucositis in adult oral oncology patients
 - 1.4.3. Actions to reduce the incidence of xerostomia and/or candidiasis in adult oral oncology patients
 - 1.4.4. Actions to reduce the incidence of Osteoradionecrosis in adult oral oncology patients
 - 1.4.5. Actions to reduce the incidence of drug-induced osteonecrosis or chemonecrosis in adult oral oncology patients
- 1.5. The role of the odontologist during the oncological treatment Dental treatment during oncological therapy
 - 1.5.1. Taste alterations in patients with head and neck cancer
 - 1.5.2. Consequences of xerostomia and candidiasis
 - 1.5.3. Dental treatment during oncological therapy



- 1.6. The role of the odontologist after oncologic treatment
Palliative dental care Actions
 - 1.6.1. Palliative dental treatment
 - 1.6.2. Treatment of choice for osteoradionecrosis according to stage of disease
 - 1.6.3. Treatment of choice for osteochemonecrosis or osteonecrosis by medication according to its stage
- 1.7. The role of the odontologist after oncologic treatment.Xerostomia treatment
 - 1.7.1. Adequate post-treatment oncologic timeframes for different dental procedures
 - 1.7.2. Indications and timelines for prosthetic and implant rehabilitation
 - 1.7.3. Xerostomia treatment
- 1.8. The approach to radiochemotherapy-induced oral mucositis in head and neck cancer
 - 1.8.1. Oral Mucositis Why is it produced
 - 1.8.2. The Use of Laser and Biostimulation
 - 1.8.3. Other adjuvant treatments to treat oral mucositis
- 1.9. Dental treatment of oncological patients
 - 1.9.1. Consequences of head and neck cancer treatment
 - 1.9.2. Prosthetic rehabilitation
 - 1.9.3. Implant rehabilitation
- 1.10. Dental management of patients in need of bone marrow transplantation
 - 1.10.1. Indications of Bone Marrow Transplantation
 - 1.10.2. Dental management prior to transplant
 - 1.10.3. Dental management prior to transplant



Thanks to the most efficient teaching methodology, TECH Relearning, you will be able to acquire new knowledge in a precise and natural way, without spending too much time studying"

05

Methodology

This academic program offers students a different way of learning. Our methodology uses a cyclical learning approach: **Relearning**.

This teaching system is used, for example, in the most prestigious medical schools in the world, and major publications such as the **New England Journal of Medicine** have considered it to be one of the most effective.





“

Discover Relearning, a system that abandons conventional linear learning, to take you through cyclical teaching systems: a way of learning that has proven to be extremely effective, especially in subjects that require memorization"

At TECH we use the Case Method

In a given situation, what should a professional do? Throughout the program, students will face multiple simulated clinical cases, based on real patients, in which they will have to do research, establish hypotheses, and ultimately resolve the situation. There is an abundance of scientific evidence on the effectiveness of the method. Specialists learn better, faster, and more sustainably over time.

With TECH you will experience a way of learning that is shaking the foundations of traditional universities around the world.



According to Dr. Gérvas, the clinical case is the annotated presentation of a patient, or group of patients, which becomes a "case", an example or model that illustrates some peculiar clinical component, either because of its teaching power or because of its uniqueness or rarity. It is essential that the case is based on current professional life, trying to recreate the real conditions in the dentist's professional practice.

“

Did you know that this method was developed in 1912, at Harvard, for law students? The case method consisted of presenting students with real-life, complex situations for them to make decisions and justify their decisions on how to solve them. In 1924, Harvard adopted it as a standard teaching method”

The effectiveness of the method is justified by four fundamental achievements:

1. Dentists who follow this method not only grasp concepts, but also develop their mental capacity by means of exercises to evaluate real situations and apply their knowledge.
2. Learning is solidly translated into practical skills that allow the student to better integrate into the real world.
3. Ideas and concepts are understood more efficiently, given that the example situations are based on real-life.
4. Students like to feel that the effort they put into their studies is worthwhile. This then translates into a greater interest in learning and more time dedicated to working on the course.



Relearning Methodology

At TECH we enhance the case method with the best 100% online teaching methodology available: Relearning.

This university is the first in the world to combine the study of clinical cases with a 100% online learning system based on repetition, combining a minimum of 8 different elements in each lesson, a real revolution with respect to the mere study and analysis of cases.

The student will learn through real cases and by solving complex situations in simulated learning environments. These simulations are developed using state-of-the-art software to facilitate immersive learning.



At the forefront of world teaching, the Relearning method has managed to improve the overall satisfaction levels of professionals who complete their studies, with respect to the quality indicators of the best online university (Columbia University).

With this methodology we have trained more than 115,000 dentists with unprecedented success, in all specialties regardless of the workload. Our pedagogical methodology is developed in a highly competitive environment, with a university student body with a strong socioeconomic profile and an average age of 43.5 years old.

Relearning will allow you to learn with less effort and better performance, involving you more in your training, developing a critical mindset, defending arguments, and contrasting opinions: a direct equation for success.

In our program, learning is not a linear process, but rather a spiral (learn, unlearn, forget, and re-learn). Therefore, we combine each of these elements concentrically.

The overall score obtained by TECH's learning system is 8.01, according to the highest international standards.



This program offers the best educational material, prepared with professionals in mind:



Study Material

All teaching material is produced by the specialists who teach the course, specifically for the course, so that the teaching content is highly specific and precise.

These contents are then applied to the audiovisual format, to create the TECH online working method. All this, with the latest techniques that offer high quality pieces in each and every one of the materials that are made available to the student.



Educational Techniques and Procedures on Video

TECH introduces students to the latest techniques, the latest educational advances, and to the forefront of medical techniques. All of this in direct contact with students and explained in detail so as to aid their assimilation and understanding. And best of all, you can watch the videos as many times as you like.



Interactive Summaries

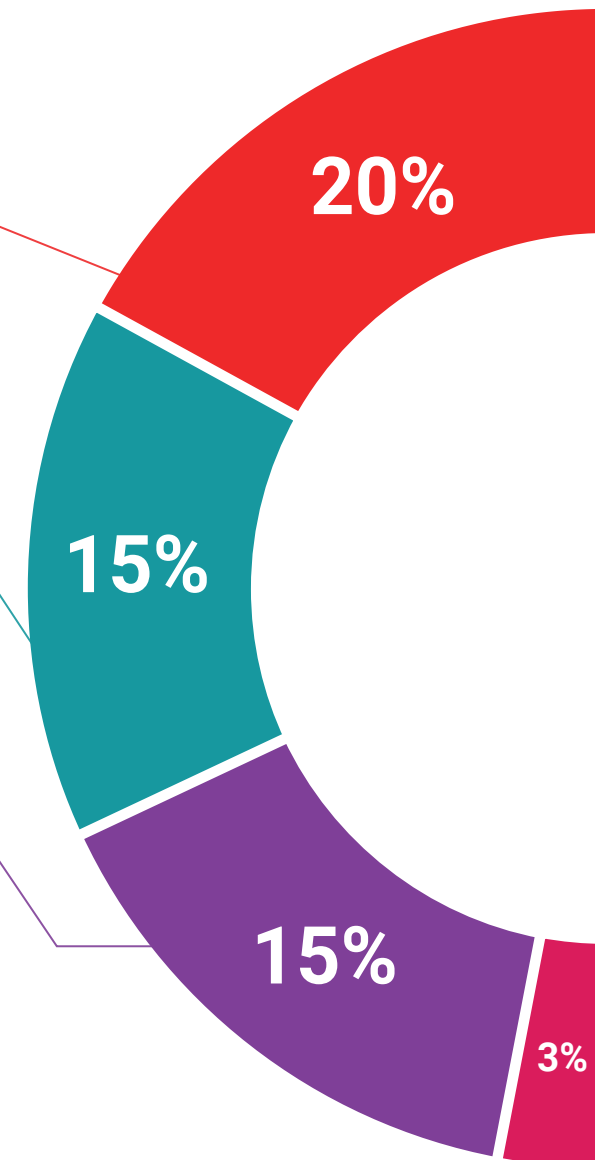
The TECH team presents the contents attractively and dynamically in multimedia lessons that include audio, videos, images, diagrams, and concept maps in order to reinforce knowledge.

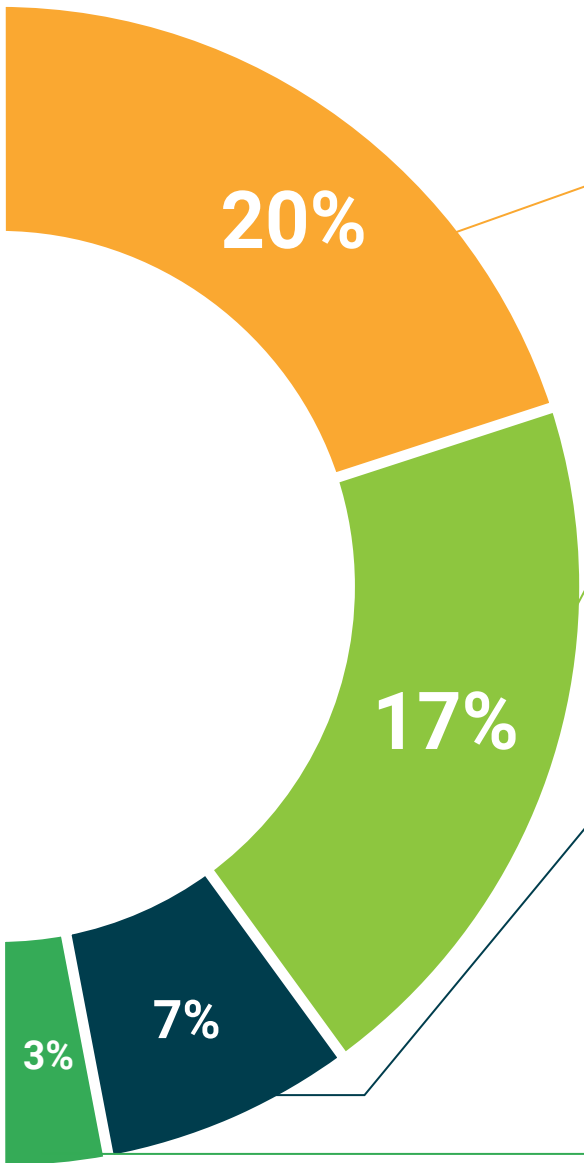
This exclusive educational system for presenting multimedia content was awarded by Microsoft as a "European Success Story".



Additional Reading

Recent articles, consensus documents and international guidelines, among others. In TECH's virtual library, students will have access to everything they need to complete their course.





Expert-Led Case Studies and Case Analysis

Effective learning ought to be contextual. Therefore, TECH presents real cases in which the expert will guide students, focusing on and solving the different situations: a clear and direct way to achieve the highest degree of understanding.



Testing & Retesting

We periodically evaluate and re-evaluate students' knowledge throughout the program, through assessment and self-assessment activities and exercises, so that they can see how they are achieving their goals.



Classes

There is scientific evidence suggesting that observing third-party experts can be useful.
Learning from an Expert strengthens knowledge and memory, and generates confidence in future difficult decisions.



Quick Action Guides

TECH offers the most relevant contents of the course in the form of worksheets or quick action guides. A synthetic, practical, and effective way to help students progress in their learning.



06

Certificate

The Postgraduate Certificate in Dental Care in the Early Oncological Patient guarantees students, in addition to the most rigorous and up-to-date education, access to a Postgraduate Certificate issued by TECH Technological University.



“

Successfully complete this program and receive your university qualification without having to travel or fill out laborious paperwork”

This **Postgraduate Certificate in Dental Care in the Oncologic Patient** contains the most complete and up-to-date scientific on the market.

After the student has passed the assessments, they will receive their corresponding **Postgraduate Certificate** issued by **TECH Technological University** via tracked delivery*.

The diploma issued by **TECH Technological University** will reflect the qualification obtained in the Postgraduate Certificate, and meets the requirements commonly demanded by labor exchanges, competitive examinations, and professional career evaluation committees.

Title: **Postgraduate Certificate in Dental Care in the Oncologic Patient**

Official N° of Hours: **150 hours**.



*Apostille Convention. In the event that the student wishes to have their paper diploma issued with an apostille, TECH EDUCATION will make the necessary arrangements to obtain it, at an additional cost.

future
health confidence people
education information tutors
guarantee accreditation teaching
institutions technology learning
community commitment
personalized service innovation
knowledge present
development languages
virtual classroom



Postgraduate Certificate

Dental Care in the Oncologic Patient

- » Modality: online
- » Duration: 6 weeks
- » Certificate: TECH Technological University
- » Dedication: 16h/week
- » Schedule: at your own pace
- » Exams: online

Postgraduate Certificate

Dental Care in the Oncologic Patient

