

Postgraduate Certificate

Anatomic Waxing for Dentists





Postgraduate Certificate Anatomic Waxing for Dentists

- » Modality: online
- » Duration: 6 weeks
- » Certificate: TECH Technological University
- » Dedication: 16h/week
- » Schedule: at your own pace
- » Exams: online

Website: www.techtute.com/us/dentistry/postgraduate-certificate/anatomic-waxing-dentists

Index

01

Introduction

p. 4

02

Objectives

p. 8

03

Course Management

p. 12

04

Structure and Content

p. 16

05

Methodology

p. 20

06

Certificate

p. 28

01

Introduction

Technological advances allow the dentist to meet the aesthetic needs of patients without sacrificing health maintenance in a scientific and rigorous manner. This program is aimed at training dentists who are increasingly committed to the society, in which they carry out their work appropriately, and requires a deeper knowledge and subjects that comprise the educational composition of their degrees.





“

Improve your knowledge through this program, where you will find the best didactic material with real clinical cases. Incorporate the novelties of the specialty into your daily practice to be able to perform a quality dental practice"

New technological equipment, as well as constant scientific research, are providing the dentist with access to the implementation of previously unknown techniques, whose effectiveness and safety are constantly improving.

This online program aims to respond to the needs not only of its students, but also of society, anticipating the future demands of the environment. Change, the result of globalization and the imperatives of a new knowledge-based economy, requires ambitious modernization programs in the field of online training.

This Postgraduate Certificate aims to cover the comprehensive training of the dentist in anatomical dental waxing, by providing the necessary skills to prepare them as highly qualified professionals in the field of aesthetic dentistry.

This **Postgraduate Certificate in Anatomic Waxing for Dentists** contains the most complete and updated scientific program on the market. The most important features of the program include:

- ◆ Clinical cases presented by experts in anatomical dental waxing.
- ◆ The graphic, schematic, and eminently practical contents with which they are created provide scientific and practical information on the disciplines that are essential for professional practice.
- ◆ The latest diagnostic and therapeutic information on how to approach anatomical dental waxing.
- ◆ Algorithm-based interactive learning system for decision-making in the presented clinical situations.
- ◆ Special emphasis on test-based practice and research methodologies in aesthetic dentistry.
- ◆ All this will be complemented by theoretical lessons, questions to the expert, debate forums on controversial topics, and individual reflection assignments.
- ◆ Content that is accessible from any fixed or portable device with an Internet connection.



Update your knowledge through the Postgraduate Certificate in Anatomical Waxing for Dentists in a practical way and adapted to your needs"

“

This course may be the best investment you can make when choosing a refresher program for two reasons: in addition to updating your knowledge in anatomic dental waxing, you will obtain a Postgraduate Certificate from TECH Technological University”

Forming part of the teaching staff is a group of professionals in the world of Dentistry, who bring to this course their work experience, as well as a group of renowned specialists, recognised by esteemed scientific communities.

The multimedia content developed with the latest educational technology will provide the professional with situated and contextual learning, i.e., a simulated environment that will provide an immersive training program to train in real situations.

This program is designed around Problem Based Learning, whereby the physician must try to solve the different professional practice situations that arise during the course. For this reason, you will be assisted by an innovative, interactive video system created by renowned and experienced experts in the field of radiology with extensive teaching experience.

This program offers training in simulated environments, which provides an immersive learning experience designed to train for real-life situations.

It includes clinical cases to bring the program's degree as close as possible to the reality of care in dentistry.



02

Objectives

The main objective of the program is the development of both theoretical and practical learning, so that the dentist can master, in a practical and rigorous way, the techniques of anatomic waxing with each dental instrument.



“

This refresher program will generate a sense of confidence when practising dentistry which will help you grow both personally and professionally”



General Objectives

- ◆ Expand the dentist's knowledge of materials and technology of the main aspects of restorative dentistry according to scientific evidence.
- ◆ Train the dentist to plan in a multidisciplinary work concept to perform excellent dental care.
- ◆ Provide the dentist with the necessary bibliography and documentation to equip them with the necessary diagnostic judgment to select the appropriate work strategy when dealing with any clinical situation.
- ◆ Encourage the acquisition of technical skills and abilities through a series of online tutorials describing the most frequent techniques of each of the aspects of aesthetic dentistry.
- ◆ Encourage Professional stimulation through continuing Education and Research.





Specific Objectives

- Define the main waxing techniques, the appropriate instruments and the different materials.
- Establish the main anatomical characteristics of each tooth and their practical implication.
- Explain the appropriate procedures for waxing anterior and posterior teeth.
- Be able to apply these techniques as key tools in diagnosis and treatment planning.



Seize the opportunity and take the step to get up to date on the latest developments in anatomic dental waxing”

03

Course Management

This program includes highly regarded health professionals in the field of aesthetic dentistry in its teaching staff, who bring the experience of their work to this training. In addition, renowned specialists, members of prestigious national and international scientific communities, are involved in designing and preparing the program.





“

Learn about the latest advances in dental waxing from leading professionals"

Management



Dr. Ilzarbe Ripoll, Luis María

- ◆ Degree in Dentistry from the University of Valencia
- ◆ Master's Degree in university research training at the Catholic University of Valencia.
- ◆ Master's Degree in Prosthodontics and Occlusion at E.S.O.R.I.B.
- ◆ Master's Degree in Comprehensive Periodontics with Dr. Caffesse in CGFormación
- ◆ Master's Degree in Oral Rehabilitation and Implantology at E.S.O.R.I.B.
- ◆ D.U.I. in Maxillofacial Surgery and Implantology from the Université Paul Sabatier de Toulouse, France.
- ◆ Expert in all-ceramic prosthesis from the Complutense University of Madrid. Spain
- ◆ Courses in aesthetics with professors Fernando Autran, Newton Fahl, Ronaldo Hirata, Paulo Kano, Vicente Berbis, Dan Lazar, and August Bruguera.
- ◆ Lecturer in the Dentistry degree at the Catholic University of Valencia in the subjects of comprehensive adult dentistry, radiology, and dental materials.
- ◆ Private practice in aesthetic dentistry exclusively at Ilzarbe Garcia-Sala dental clinic. Valencia, Spain



04

Structure and Content

The structure of the contents has been designed by a team of professionals who recognise the implications of specialization in the daily medical praxis, aware of the relevance of current training to treat the patient, and are committed to quality teaching using new educational technologies.





“

This Postgraduate Certificate in Anatomic Waxing for Dentists contains the most complete and updated scientific program on the market”

- 1.1. Waxing Techniques. Materials and Instruments.
 - 1.1.1. Additive Waxing.
 - 1.1.2. Subtractive Waxing.
 - 1.1.3. Equipment and Materials.
- 1.2. Anatomy and Wax-Up of Posterosuperior Teeth.
 - 1.2.1. Anatomy and Waxing of the First and Second Upper Molars.
 - 1.2.2. Anatomy and Waxing of the First and Second Upper Premolars.
- 1.3. Anatomy and Waxing of Posteroinferior Teeth.
 - 1.3.1. Anatomy and Waxing of the First and Second Lower Molars.
 - 1.3.2. Anatomy and Waxing of the First and Second Lower Premolars.
- 1.4. Anatomy and Waxing of Anterosuperior Teeth.
 - 1.4.1. Anatomy and Waxing of Maxillary Central Incisors.
 - 1.4.2. Anatomy and Waxing of Maxillary Lateral Incisors.
 - 1.4.3. Anatomy and Waxing of Maxillary Canines.
- 1.5. Anatomy and Wax-Up of Anteroinferior Teeth.
 - 1.5.1. Anatomy and Waxing of Central and Lateral Incisors.
 - 1.5.2. Anatomy and Waxing of Lower Canines.
- 1.6. Practical Application of Anatomical Waxing.
 - 1.6.1. The Mock-Up as a Diagnostic and Communication Tool.
 - 1.6.2. Silicone Wrenches to Control Tooth Reduction.
 - 1.6.3. Effective Clinical-Laboratory Communication.





“

*A unique, key, and decisive
experience to boost your
professional development”*

05

Methodology

This training provides you with a different way of learning. Our methodology uses a cyclical learning approach: ***Re-learning***.

This teaching system is used in the most prestigious medical schools in the world, and major publications such as the ***New England Journal of Medicine*** have considered it to be one of the most effective.





“

Discover Re-learning, a system that abandons conventional linear learning, to take you through cyclical teaching systems: a way of learning that has proven to be extremely effective, especially in subjects that require memorization"

At TECH we use the Case Method

In a given clinical situation, what would you do? Throughout the program you will be presented with multiple simulated clinical cases based on real patients, where you will have to investigate, establish hypotheses and, finally, resolve the situation. There is an abundance of scientific evidence on the effectiveness of the method. Dentists learn better, faster, and more sustainably over time.

With TECH you can experience a way of learning that is shaking the foundations of traditional universities around the world.



According to Dr. Gérvas, the clinical case is the annotated presentation of a patient, or group of patients, which becomes a "case", an example or model that illustrates some peculiar clinical component, either because of its teaching potential or because of its uniqueness or rarity. It is essential that the case is based on current professional life, trying to recreate the real conditions in the dentist's professional practice.

“

Did you know that this method was developed in 1912 at Harvard for law students? The case method consisted of presenting students with real-life, complex situations for them to make decisions and justify their decisions on how to solve them. In 1924, Harvard adopted it as a standard teaching method”

The effectiveness of the method is justified by four fundamental achievements:

1. Students who follow this method not only grasp concepts, but also develop their mental capacity by means of exercises to evaluate real situations and apply their knowledge.
2. The learning process has a clear focus on practical skills that allow the student to better integrate into the real world.
3. Ideas and concepts are understood more efficiently, given that the example situations are based on real-life.
4. Students like to feel that the effort they put into their studies is worthwhile. This then translates into a greater interest in learning and more time dedicated to working on the course.



Re-learning Methodology

At TECH we enhance the Harvard case method with the best 100% online teaching methodology available: Re-learning.

Our University is the first in the world to combine the study of clinical cases with a 100% online learning system based on repetition, combining a minimum of 8 different elements in each lesson, which represent a real revolution with respect to simply studying and analyzing cases.



The student will learn through real cases and by solving complex situations in simulated learning environments. These simulations are developed using state-of-the-art software to facilitate immersive learning.

At the forefront of world teaching, the Re-learning method has managed to improve the overall satisfaction levels of professionals who complete their studies, with respect to the quality indicators of the best Spanish-speaking online university (Columbia University).

With this methodology we have trained more than 115,000 students with unprecedented success, in all clinical specialties regardless of the surgical load. All this in a highly demanding environment, where the students have a strong socio-economic profile and an average age of 43.5 years.

Re-learning will allow you to learn with less effort and better performance, involving you more in your training, developing a critical mindset, defending arguments, and contrasting opinions: a direct equation to success.

In our program, learning is not a linear process, but rather a spiral (we learn, unlearn, forget, and re-learn). Therefore, we combine each of these elements concentrically.

The overall score obtained by our learning system is 8.01, according to the highest international standards.



In this program you will have access to the best educational material, prepared with you in mind:



Study Material

All teaching material is produced by the specialists who teach the course, specifically for the course, so that the teaching content is really specific and precise.

This content is then adapted in an audiovisual format that will create our way of working online, with the latest techniques that allow us to offer you high quality in all of the material that we provide you with.



Surgical Techniques and Procedures on Video

We introduce you to the latest techniques, to the latest educational advances, to the forefront of current dental techniques. All this, in first person, with the maximum rigor, explained and detailed for your assimilation and understanding. And best of all, you can watch them as many times as you want.



Interactive Summaries

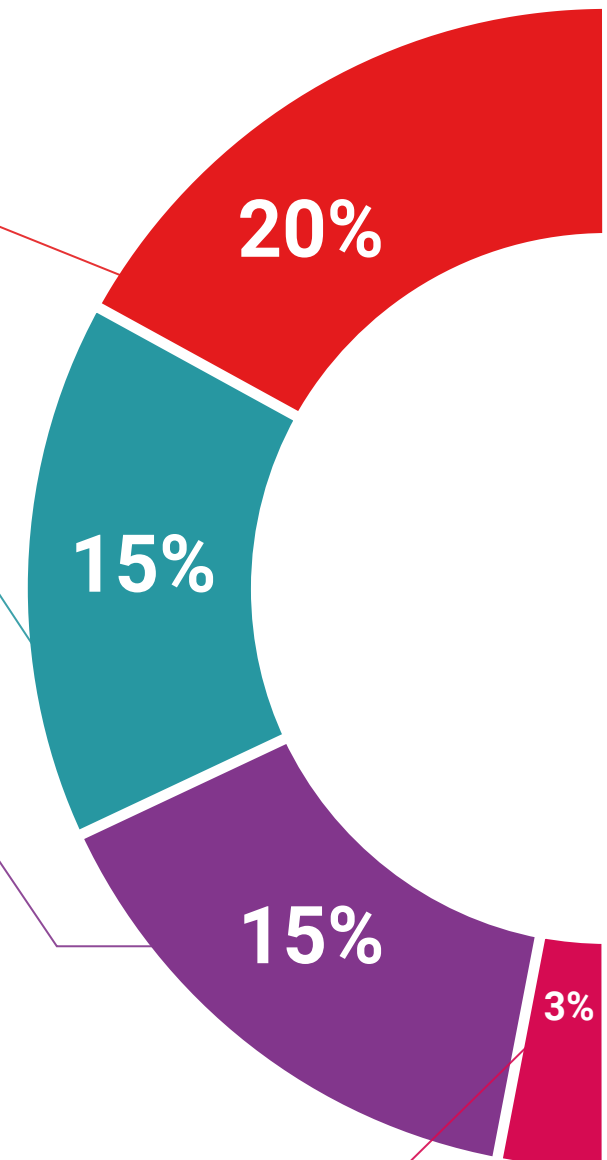
We present the contents attractively and dynamically in multimedia lessons that include audio, videos, images, diagrams, and concept maps in order to reinforce knowledge.

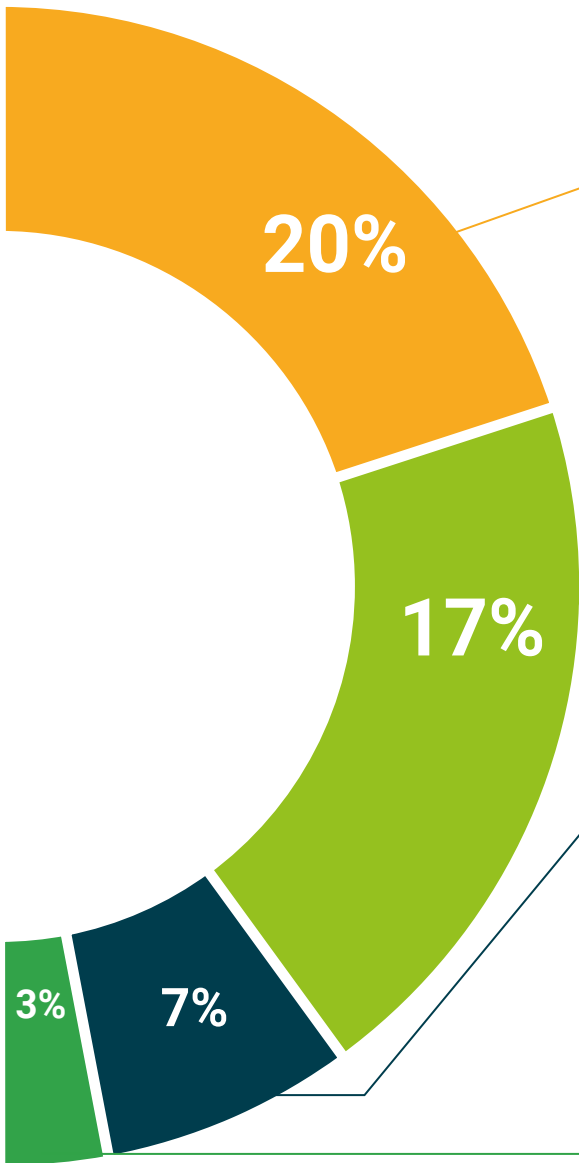
This multimedia content presentation training system was awarded by Microsoft as a "European Success Story".



Additional Reading

Recent articles, consensus documents, international guides. in our virtual library you will have access to everything you need to complete your training.





Expert-Led Case Studies and Case Analysis

Effective learning ought to be contextual. Therefore, we will present you with real case developments in which the expert will guide you through focusing on and solving the different situations: a clear and direct way to achieve the highest degree of understanding.



Testing & Re-Testing

We periodically evaluate and re-evaluate your knowledge throughout the program, through assessment and self-assessment activities and exercises: so that you can see how you are achieving your goals.



Classes

There is scientific evidence suggesting that observing third-party experts can be useful.

Learning from an expert strengthens knowledge and memory, and generates confidence in our difficult future decisions.



Quick Action Guides

We offer you the most relevant contents of the course in the form of worksheets or quick action guides. A synthetic, practical, and effective way to help you progress in your learning.



06

Certificate

The Postgraduate Certificate in Anatomic Waxing for Dentists guarantees you, in addition to the most rigorous and updated training, access to a certificate issued by TECH Technological University.





“

*Receive your university degree
without having to travel”*

This Postgraduate Certificate in Anatomic Waxing for Dentists contains the most complete and updated scientific program on the market.

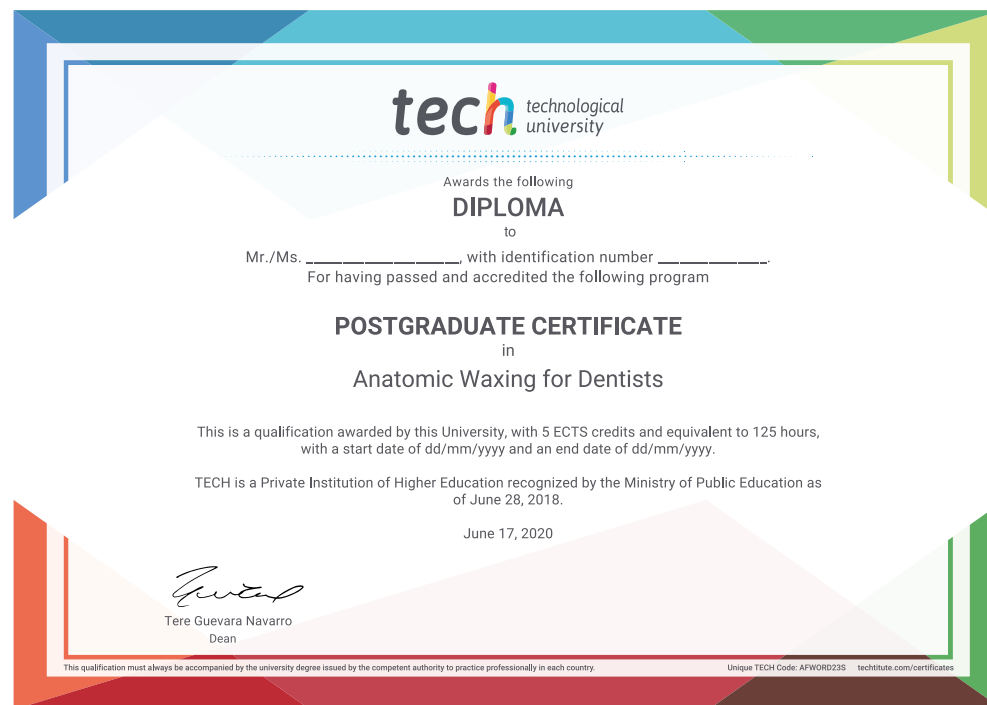
After the student has passed the evaluations, they will receive by mail with acknowledgment of receipt their corresponding Postgraduate Certificate Degree issued by TECH Technological University.

The diploma issued by TECH Technological University will express the qualification obtained in the course, and meets the requirements commonly demanded by labor exchanges, competitive examinations and professional career evaluation committees.

Title: Postgraduate Certificate in Anatomic Waxing for Dentists

ECTS: 5

Official Number of Hours: 125



*Apostille Convention. In the event that the student wishes to have their paper diploma issued with an apostille, TECH EDUCATION will make the necessary arrangements to obtain it, at an additional cost.

future

health confidence people

education information tutors

guarantee accreditation teaching

institutions technology learning

community commitment

tech technological
university

personalized service innovation

knowledge present quality

Postgraduate
Certificate

Anatomic Waxing for
Dentists

development language

virtual classroom

- » Modality: online
- » Duration: 6 weeks
- » Certificate: TECH Technological University
- » Dedication: 16h/week
- » Schedule: at your own pace
- » Exams: online

Postgraduate Certificate

Anatomic Waxing for Dentists

