

Postgraduate Certificate

Aesthetic Planning in Dentistry





Postgraduate Certificate Aesthetic Planning in Dentistry

- » Modality: online
- » Duration: 6 weeks
- » Certificate: TECH Technological University
- » Dedication: 16h/week
- » Schedule: at your own pace
- » Exams: online

Website: www.techtute.com/us/dentistry/postgraduate-certificate/aesthetic-planning-dentistry

Index

01

Introduction

p. 4

02

Objectives

p. 8

03

Course Management

p. 12

04

Structure and Content

p. 16

05

Methodology

p. 20

06

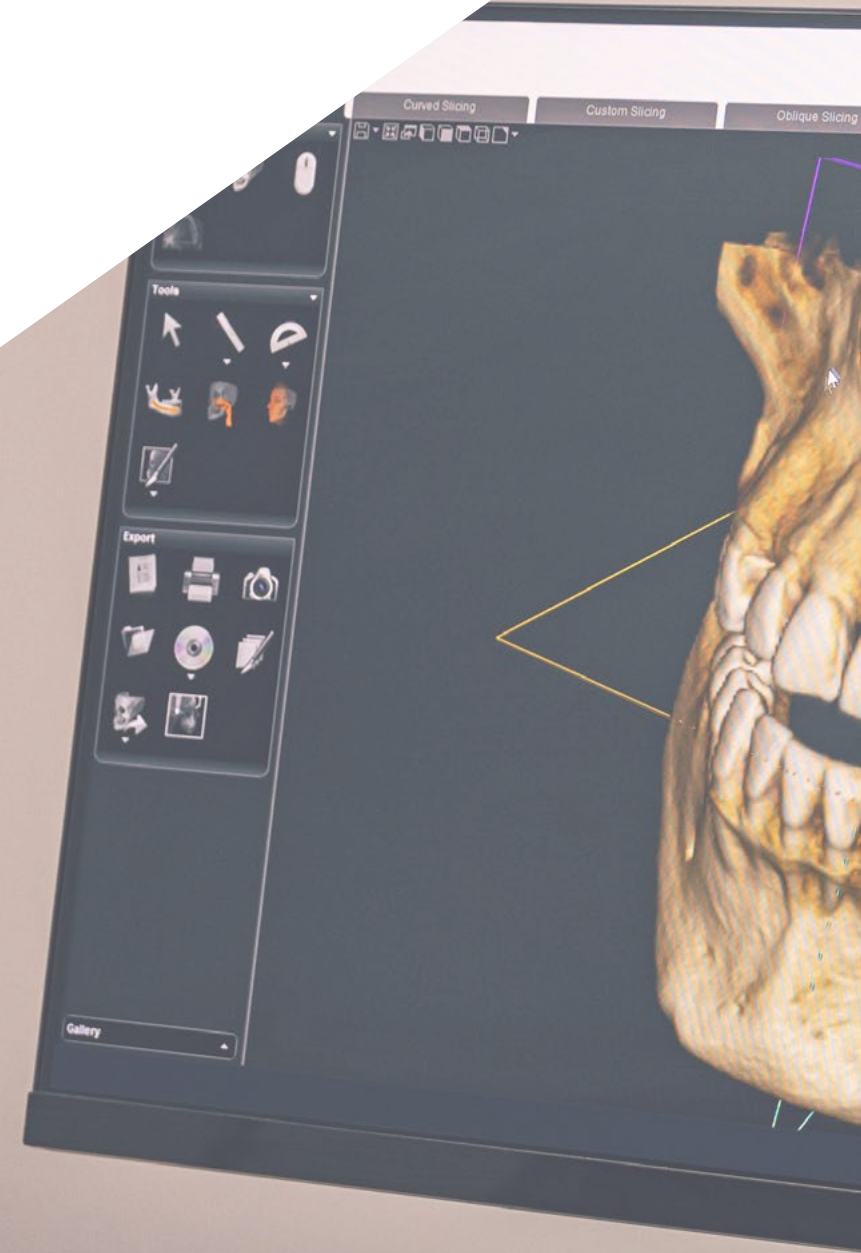
Certificate

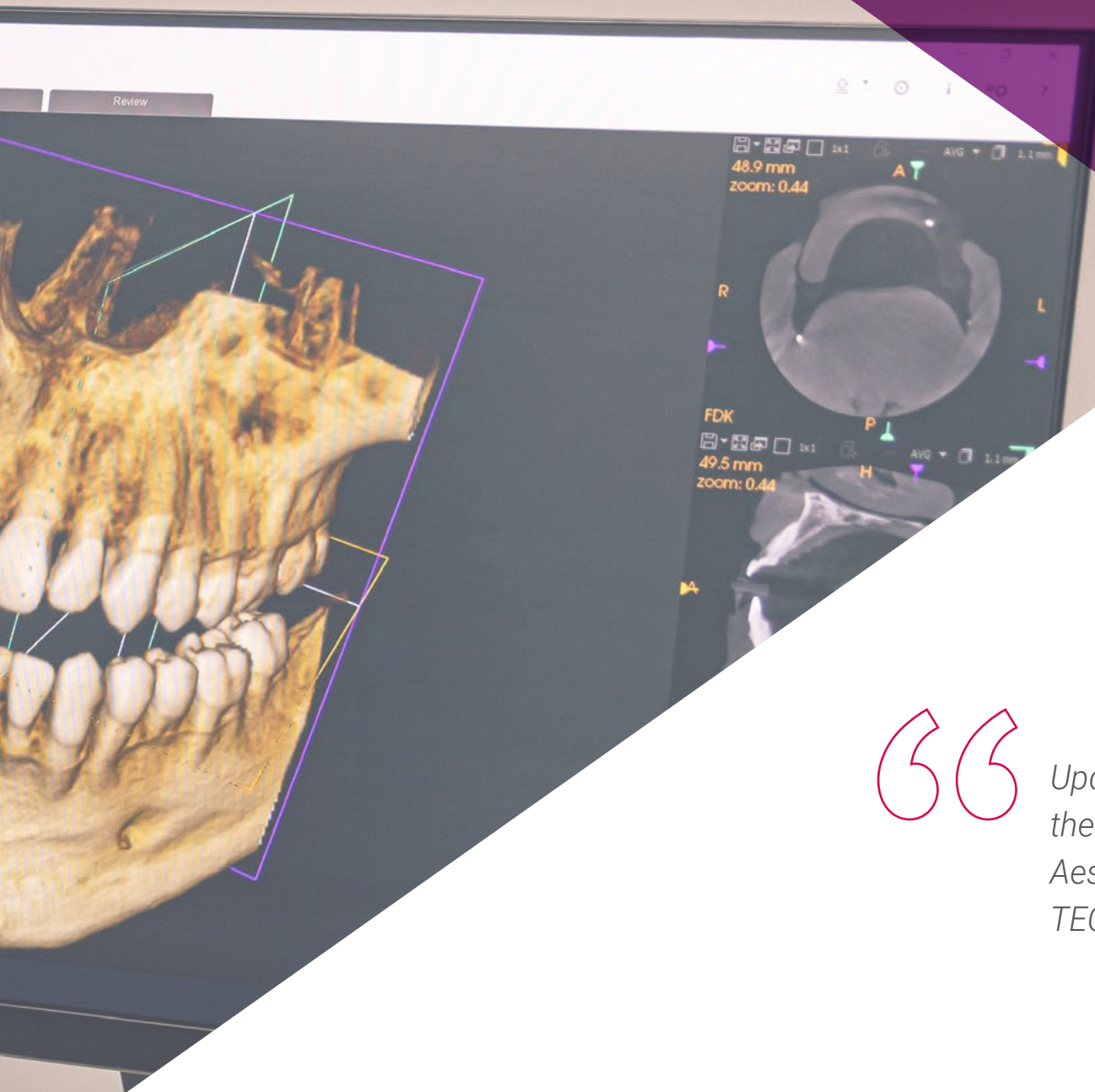
p. 28

01

Introduction

The increasing importance of denture aesthetics means that technology related to dentistry is advancing rapidly. In this sense, the Digital Smile Design has positioned itself as one of the most requested methods by both clinics and patients, as it allows a detailed and personalized planning of the aesthetics dental treatment. For this reason, TECH has designed this educational program with which the specialist will be able to delve into aspects such as the creation of 3D models using DSD software. In this way, you will be able to carry out specific dental restorations in an advanced way. And you will be able to acquire these techniques in a 100% online format and with the support of a prestigious teacher.





“

Update your dental practice with the most advanced techniques in Aesthetics Planning thanks to this TECH Postgraduate Certificate"

Digital Dentistry has become an indispensable tool for aesthetics design and planning, incorporating high-precision technologies. In this way, Digital Smile Design provides the professional with the ability to take measurements adapted to each patient in order to carry out high-level aesthetics planning.

All this, together with the high demand for this type of services nowadays, means that the dentists need a complete update with which they can integrate these procedures into their daily work. In response to this situation, TECH has developed this Postgraduate Certificate, with which the professional will be able to delve into aspects such as the use of the Mockup in the planning of dental implantology treatments or the application of materials such as zirconium or graphene.

In addition, this program includes the use of digital models in the planning of dental work in coordination with the dental laboratory. Furthermore, this will allow the specialist to adequately interpret the reports received from the laboratory and to apply the externally designed models in the clinic.

The Postgraduate Certificate is developed in a 100% online format and its resources are presented in various multimedia formats such as case studies, videos explaining procedures or interactive summaries. And the teacher staff, composed of internationally recognized experts, will provide the student with a complete update in this area, based on their own professional experience.

This **Postgraduate Certificate in Aesthetic Planning in Dentistry** contains the most complete and up-to-date scientific program on the market. The most important features include:

- The development of case studies presented by experts in Digital Dentistry
- The graphic, schematic, and practical contents with which they are created, provide scientific and practical information on the disciplines that are essential for professional practice
- Practical exercises where self-assessment can be used to improve learning
- Its special emphasis on innovative methodologies
- Theoretical lessons, questions to the expert, debate forums on controversial topics, and individual reflection assignments
- Content that is accessible from any fixed or portable device with an Internet connection



Enroll now and integrate into your daily work the latest procedures in Digital Dentistry, mastering the most advanced methods of Digital Smile Design"



Study with numerous multimedia resources of high pedagogical rigor such as case studies or videos in focus"

The 100% online methodology used in this program will allow you to combine your professional work with your studies without any interruption.

With this Postgraduate Certificate you will be able to learn and master the most advanced software in Aesthetics Planning in Dentistry.

The program's teaching staff includes professionals from the field who contribute their work experience to this educational program, as well as renowned specialists from leading societies and prestigious universities.

The multimedia content, developed with the latest educational technology, will provide the professional with situated and contextual learning, i.e., a simulated environment that will provide immersive education programmed to learn in real situations.

This program is designed around Problem-Based Learning, whereby the professional must try to solve the different professional practice situations that arise during the educational year. For this purpose, the students will be assisted by an innovative interactive video system created by renowned and experienced experts.



02 Objectives

The main objective of this Postgraduate Certificate is to offer the dentist a complete and immediate update in the area of aesthetics planning using digital tools. And its teaching method is in line with this goal, allowing the professionals to continue developing their work without having to submit to rigid schedules or uncomfortable commutes, since the program is adapted to their personal circumstances.





“

Upgrade with TECH and achieve all your professional goals immediately by incorporating the most advanced procedures in Aesthetics Planning in Dentistry"



General Objectives

- Increase the professional's knowledge of the application of digital technologies in the diagnosis, treatment and planning of clinical cases
- Know the techniques of digital orthodontics and computer-guided implant planning
- Develop skills in interdisciplinary communication and collaboration in teamwork, using digital technology as a tool
- Examine the application of acquired knowledge in clinical practice, in this way improving the quality of patient care





Specific Objectives

- ◆ Understand the basics of dental aesthetic planning and the importance of digital smile design
- ◆ Learn to use digital tools for aesthetic planning, such as digital photography, intraoral scanning and design softwares
- ◆ Know the techniques and protocols for performing facial and dental diagnosis, including smile analysis, midline, golden ratio and smile type
- ◆ Develop skills in communicating with the patient to present and discuss the aesthetic treatment plan
- ◆ Integrate aesthetic planning with other aspects of dental treatment, such as orthodontics, implantology and oral rehabilitation

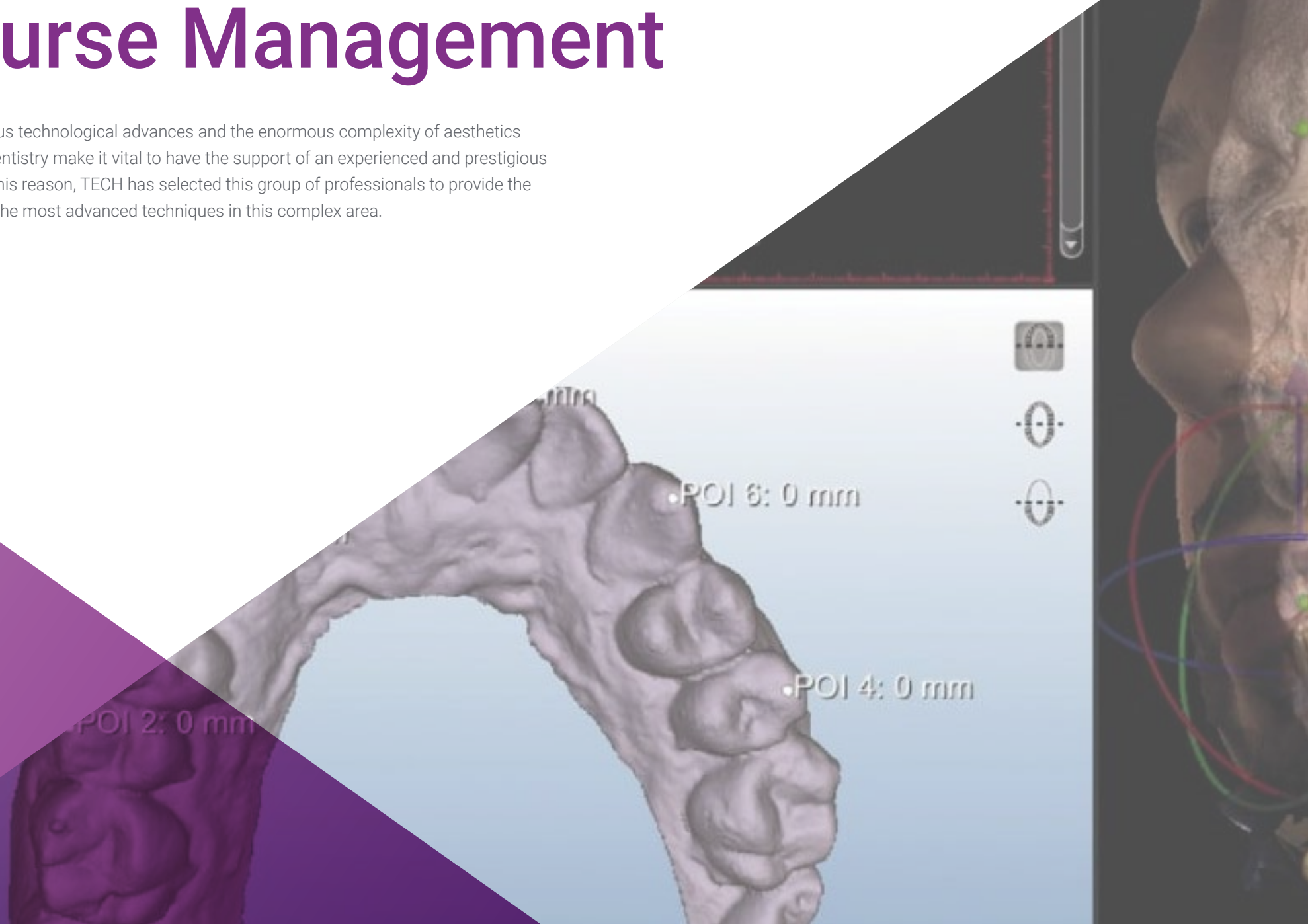


This program will bring you up-to-date from the experience of a highly regarded teacher in the field of Digital Dentistry"

03

Course Management

The continuous technological advances and the enormous complexity of aesthetics planning in dentistry make it vital to have the support of an experienced and prestigious teacher. For this reason, TECH has selected this group of professionals to provide the student with the most advanced techniques in this complex area.





Name	Pre-Op	Simulat
SNA	78.2 °	78.7
SNB	75.7 °	
ANB	2.5 °	

Surface

POI 1

POI

“

This faculty has a great prestige and experience in the area of Aesthetics Planning in Dentistry, so you will be able to update your knowledge with the best team of professionals in this discipline"

Management



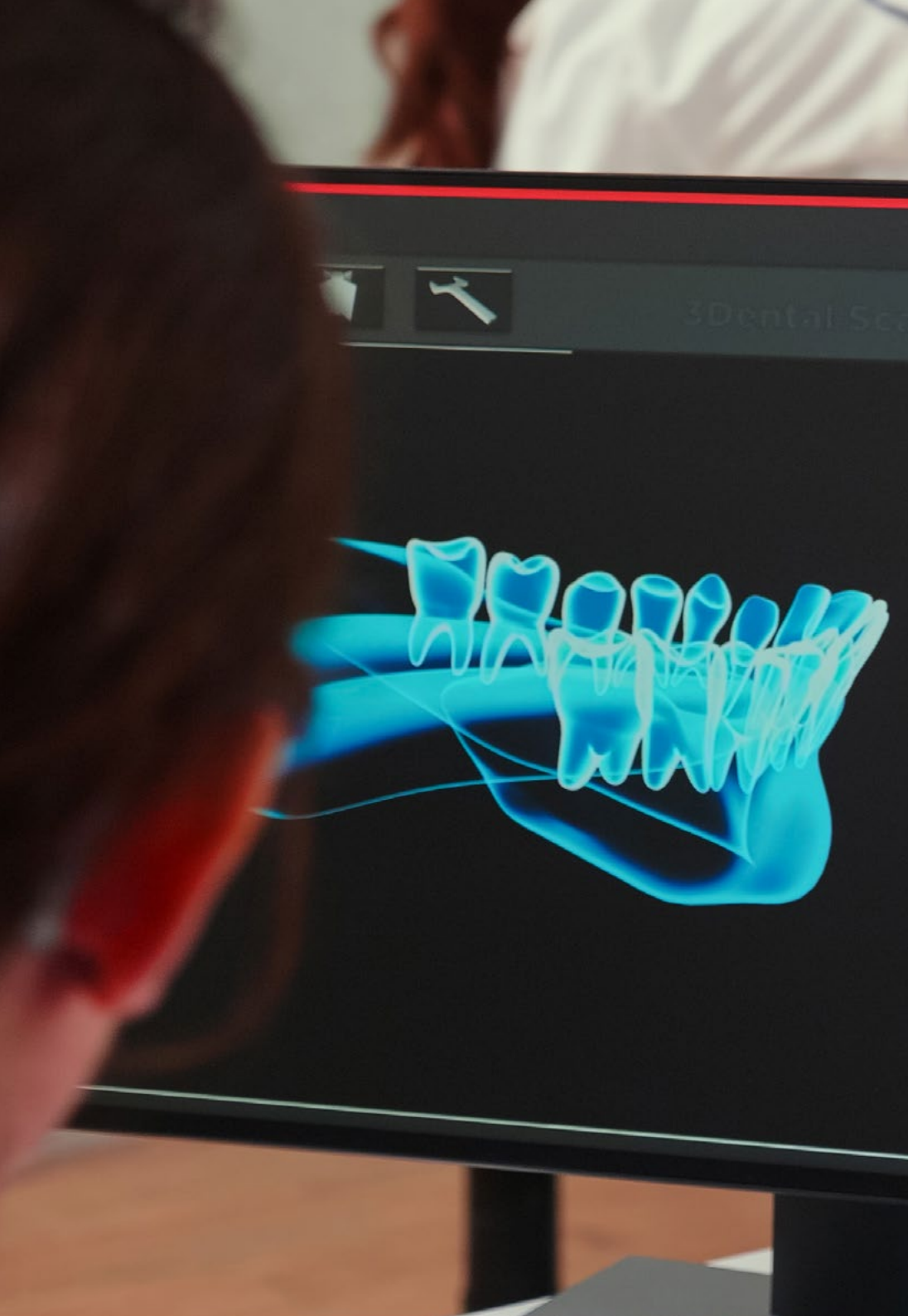
Dr. Ulman, Darío

- ◆ Dentist Specializing in Implant Dentistry and Orthodontics
- ◆ Dentist in own practice
- ◆ *International Intraoral Scanner* Trainer
- ◆ Speaker Corner FONA
- ◆ Director of training courses for dentists
- ◆ Degree in Dentistry



Dr. Roisentul, Alejandro

- ◆ Director of the Oral and Maxillofacial Surgery Unit of Ziv Medical Center
- ◆ Clinical Instructor, Bar-Ilan University School of Medicine
- ◆ Regional Delegate for Asia of the Latin American Association of Buccomaxillofacial Surgery and Traumatology
- ◆ President of the Israeli Association of Oral and Maxillofacial Surgeons
- ◆ Winner of numerous awards and honorable mentions



Professors

Ms. Nuche, María

- ◆ Orthodontist specialized in invisible treatments
- ◆ Orthodontist at Xplora 3D Center
- ◆ Orthodontist in Dr. Lobato Clinic
- ◆ Orthodontist at Dra. Clinic Moreno
- ◆ Author of communications for Dental Congresses
- ◆ Degree in Dentistry
- ◆ Master in Orthodontics



A unique, key, and decisive educational experience to boost your professional development"

04

Structure and Content

Relearning, the learning methodology used in this program, allows the student to update professionally in a convenient, practical and fast way. This is due to the fact that its dynamics has been designed to delve into complex areas in a very short time, making it a perfect teaching system for active specialists.

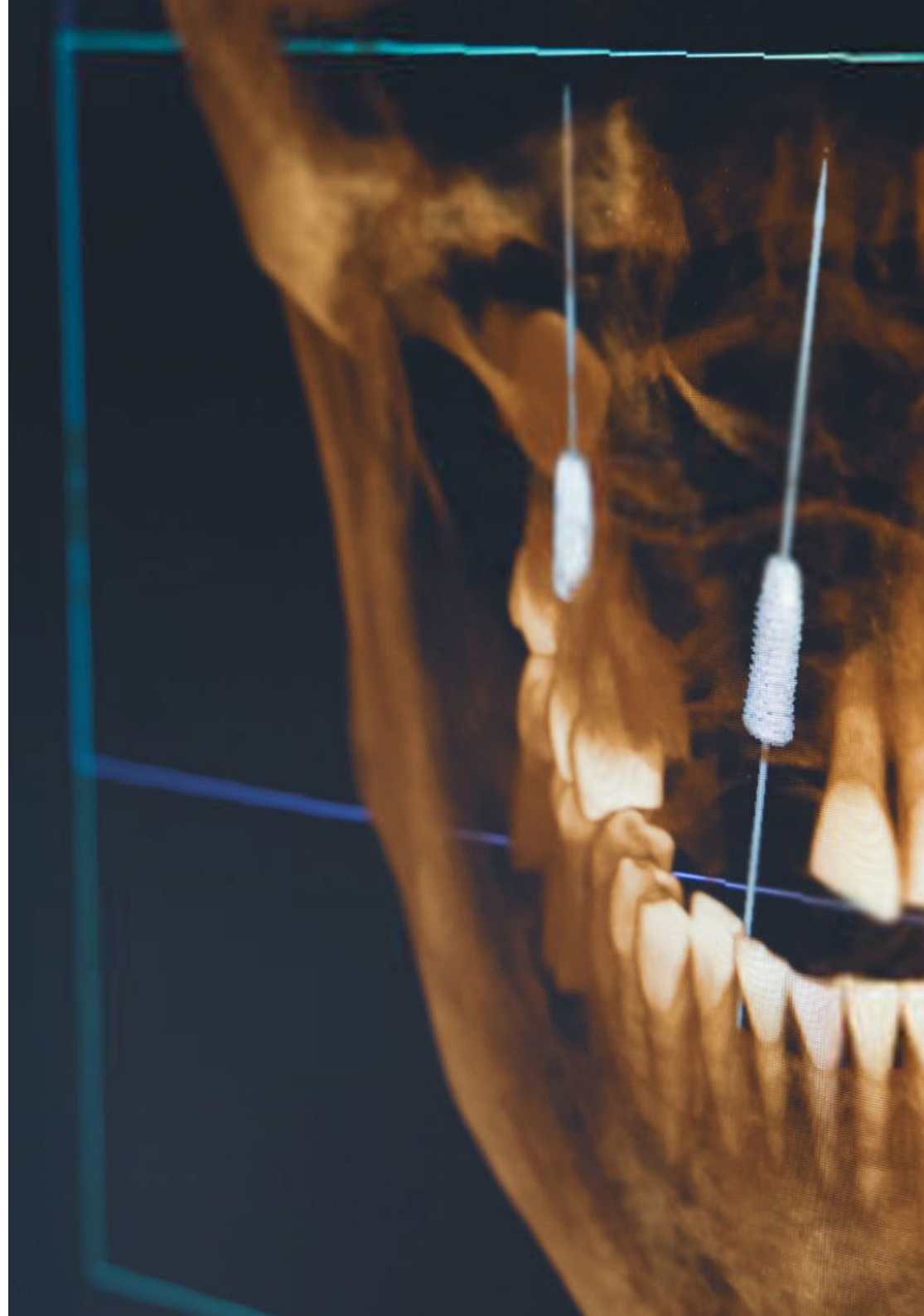


“

You won't find a more complete and up-to-date syllabus than this one to delve into the latest tools in Aesthetic Planning in Dentistry"

Module 1. Digital Flow and Aesthetic Planning DSD

- 1.1. DSD
 - 1.1.1. 2D Proportions
 - 1.1.2. 3D Proportions
 - 1.1.3. Aesthetic Planning
 - 1.1.4. File Export
- 1.2. Software
 - 1.2.1. DSD1
 - 1.2.2. Export Design
 - 1.2.3. Aesthetic Planning
 - 1.2.4. File Export
- 1.3. Design
 - 1.3.1. Virtual Simulation of Treatments and Its Importance in Aesthetic Planning
 - 1.3.2. Designing Aesthetic Dental Restorations Using Digital Design
 - 1.3.3. Tooth Preparation Techniques for the Design of Aesthetic Dental Restorations
 - 1.3.4. Cementing and Bonding Techniques for Aesthetic Dental Restorations
- 1.4. Proportions
 - 1.4.1. Dental and Facial Anatomy Applied to the Analysis of Proportions
 - 1.4.2. Ideal Dental and Facial Proportions in the Smile and Their Relationship to Facial Aesthetics
 - 1.4.3. Importance of Ratio Analysis in Implant Dentistry Treatment Planning
 - 1.4.4. Integration of Proportion Analysis into the Patient's Overall Aesthetic Planning
- 1.5. Mockup Manufacturing
 - 1.5.1. Use of Mockup in Sesthetic Treatment Planning
 - 1.5.2. Use of Mockup in Implant Dentistry Treatment Planning
 - 1.5.3. Use of Mockup for Smile Design Presentation to the Patient and Interdisciplinary Communication
 - 1.5.4. Integration of the Digital Flow in the Manufacture of Mockups
- 1.6. Digital Color Acquisition
 - 1.6.1. Data Science
 - 1.6.2. Color Map
 - 1.6.3. Laboratory Communication
 - 1.6.4. Communication with Patient



- 1.7. Vita
 - 1.7.1. Equipment
 - 1.7.2. Color Pick-Up Zones
 - 1.7.3. Limitations
 - 1.7.4. Compatibility with Guides
- 1.8. Rayplicker
 - 1.8.1. Color Acquisition
 - 1.8.2. Advantages
 - 1.8.3. Compatibility
 - 1.8.4. Translucency
- 1.9. Materials
 - 1.9.1. Zirconium
 - 1.9.2. PMMA
 - 1.9.3. Graphene
 - 1.9.4. Zirconium Plus Ceramic
- 1.10. Connection with the Laboratory
 - 1.10.1. Connection Software
 - 1.10.2. Use of Digital Models in the Planning of Dental Work with the Dental Laboratory
 - 1.10.3. Interpretation of Reports and Digital Models Received from the Dental Laboratory
 - 1.10.4. Management of the Differences Between Digital Models and Dental Work Fabricated in the Dental Laboratory

“

This program combines a 100% online methodology of high pedagogical rigor, with the most advanced syllabus in Digital Dentistry and the most prestigious teachers"

05

Methodology

This academic program offers students a different way of learning. Our methodology uses a cyclical learning approach: **Relearning**.

This teaching system is used, for example, in the most prestigious medical schools in the world, and major publications such as the **New England Journal of Medicine** have considered it to be one of the most effective.





“

Discover Relearning, a system that abandons conventional linear learning, to take you through cyclical teaching systems: a way of learning that has proven to be extremely effective, especially in subjects that require memorization"

At TECH we use the Case Method

In a given situation, what should a professional do? Throughout the program, students will face multiple simulated clinical cases, based on real patients, in which they will have to do research, establish hypotheses, and ultimately resolve the situation. There is an abundance of scientific evidence on the effectiveness of the method. Specialists learn better, faster, and more sustainably over time.

With TECH you will experience a way of learning that is shaking the foundations of traditional universities around the world.



According to Dr. Gervas, the clinical case is the annotated presentation of a patient, or group of patients, which becomes a "case", an example or model that illustrates some peculiar clinical component, either because of its teaching power or because of its uniqueness or rarity. It is essential that the case is based on current professional life, trying to recreate the real conditions in the dentist's professional practice.

“

Did you know that this method was developed in 1912, at Harvard, for law students? The case method consisted of presenting students with real-life, complex situations for them to make decisions and justify their decisions on how to solve them. In 1924, Harvard adopted it as a standard teaching method”

The effectiveness of the method is justified by four fundamental achievements:

1. Dentists who follow this method not only grasp concepts, but also develop their mental capacity by means of exercises to evaluate real situations and apply their knowledge.
2. Learning is solidly translated into practical skills that allow the student to better integrate into the real world.
3. Ideas and concepts are understood more efficiently, given that the example situations are based on real-life.
4. Students like to feel that the effort they put into their studies is worthwhile. This then translates into a greater interest in learning and more time dedicated to working on the course.



Relearning Methodology

At TECH we enhance the case method with the best 100% online teaching methodology available: Relearning.

This university is the first in the world to combine the study of clinical cases with a 100% online learning system based on repetition, combining a minimum of 8 different elements in each lesson, a real revolution with respect to the mere study and analysis of cases.

The student will learn through real cases and by solving complex situations in simulated learning environments. These simulations are developed using state-of-the-art software to facilitate immersive learning.



At the forefront of world teaching, the Relearning method has managed to improve the overall satisfaction levels of professionals who complete their studies, with respect to the quality indicators of the best online university (Columbia University).

With this methodology we have trained more than 115,000 dentists with unprecedented success, in all specialties regardless of the workload. Our pedagogical methodology is developed in a highly competitive environment, with a university student body with a strong socioeconomic profile and an average age of 43.5 years old.

Relearning will allow you to learn with less effort and better performance, involving you more in your training, developing a critical mindset, defending arguments, and contrasting opinions: a direct equation for success.

In our program, learning is not a linear process, but rather a spiral (learn, unlearn, forget, and re-learn). Therefore, we combine each of these elements concentrically.

The overall score obtained by TECH's learning system is 8.01, according to the highest international standards.



This program offers the best educational material, prepared with professionals in mind:



Study Material

All teaching material is produced by the specialists who teach the course, specifically for the course, so that the teaching content is highly specific and precise.

These contents are then applied to the audiovisual format, to create the TECH online working method. All this, with the latest techniques that offer high quality pieces in each and every one of the materials that are made available to the student.



Educational Techniques and Procedures on Video

TECH introduces students to the latest techniques, the latest educational advances, and to the forefront of medical techniques. All of this in direct contact with students and explained in detail so as to aid their assimilation and understanding. And best of all, you can watch the videos as many times as you like.



Interactive Summaries

The TECH team presents the contents attractively and dynamically in multimedia lessons that include audio, videos, images, diagrams, and concept maps in order to reinforce knowledge.

This exclusive educational system for presenting multimedia content was awarded by Microsoft as a "European Success Story".



Additional Reading

Recent articles, consensus documents and international guidelines, among others. In TECH's virtual library, students will have access to everything they need to complete their course.





Expert-Led Case Studies and Case Analysis

Effective learning ought to be contextual. Therefore, TECH presents real cases in which the expert will guide students, focusing on and solving the different situations: a clear and direct way to achieve the highest degree of understanding.



Testing & Retesting

We periodically evaluate and re-evaluate students' knowledge throughout the program, through assessment and self-assessment activities and exercises, so that they can see how they are achieving their goals.



Classes

There is scientific evidence suggesting that observing third-party experts can be useful.

Learning from an Expert strengthens knowledge and memory, and generates confidence in future difficult decisions.



Quick Action Guides

TECH offers the most relevant contents of the course in the form of worksheets or quick action guides. A synthetic, practical, and effective way to help students progress in their learning.



06

Certificate

The Postgraduate Certificate in Aesthetic Planning in Dentistry guarantees students, in addition to the most rigorous and up-to-date education, access to a Postgraduate Certificate issued by TECH Technological University.





“

*Successfully complete this program
and receive your university qualification
without having to travel or fill out
laborious paperwork”*

This **Postgraduate Certificate in Aesthetic Planning in Dentistry** contains the most complete and up-to-date scientific on the market.

After the student has passed the assessments, they will receive their corresponding **Postgraduate Certificate** issued by **TECH Technological University** via tracked delivery*.

The diploma issued by **TECH Technological University** will reflect the qualification obtained in the Postgraduate Certificate, and meets the requirements commonly demanded by labor exchanges, competitive examinations, and professional career evaluation committees.

Title: **Postgraduate Certificate in Aesthetic Planning in Dentistry**

Official N° of Hours: **150 h.**



*Apostille Convention. In the event that the student wishes to have their paper diploma issued with an apostille, TECH EDUCATION will make the necessary arrangements to obtain it, at an additional cost.

future
health confidence people
education information tutors
guarantee accreditation teaching
institutions technology learning
community commitment
personalized service innovation
knowledge present
development languages
virtual classroom



Postgraduate Certificate

Aesthetic Planning in Dentistry

- » Modality: online
- » Duration: 6 weeks
- » Certificate: TECH Technological University
- » Dedication: 16h/week
- » Schedule: at your own pace
- » Exams: online

Postgraduate Certificate

Aesthetic Planning in Dentistry

