

# Professional Master's Degree

## Comprehensive Aesthetic Medicine for Dentists





## Professional Master's Degree Comprehensive Aesthetic Medicine for Dentists

- » Modality: Online
- » Duration: 12 months.
- » Certificate: TECH Global University
- » Accreditation: 60 ECTS
- » Schedule: at your own pace
- » Exams: online

Website: [www.techitute.com/us/dentistry/professional-master-degree/master-aesthetic-medicine-dentists](http://www.techitute.com/us/dentistry/professional-master-degree/master-aesthetic-medicine-dentists)

# Index

01

Introduction to the Program

---

p. 4

02

Why Study at TECH?

---

p. 8

03

Syllabus

---

p. 12

04

Teaching Objectives

---

p. 20

05

Career Opportunities

---

p. 26

06

Study Methodology

---

p. 30

07

Teaching Staff

---

p. 40

08

Certificate

---

p. 46

01

# Introduction to the Program

The International Dental Federation recognizes the growing interconnection between oral health and facial aesthetics, emphasizing the importance of a comprehensive approach in modern dental practice. In this regard, the demand for Aesthetic Medicine treatments among dental patients is increasing, prompting professionals to seek specialization pathways that enable them to offer a complete and advanced approach. In this context, TECH offers an innovative university qualification focused on Comprehensive Aesthetic Medicine for Dentists. Additionally, the program is delivered through a convenient 100% online format.





“

*This 100% online university qualification will provide you with in-depth knowledge in Comprehensive Aesthetic Medicine applied to Dentistry”*

Modern dentistry goes beyond mere oral health care, increasingly encompassing facial aesthetic harmonization as an essential component of patient well-being. As a result, dentists now have the opportunity to expand their clinical practice by incorporating aesthetic procedures that complement traditional treatments. This expansion of skills not only meets market demands but also allows for a more comprehensive and differentiated service.

In this context, TECH has created an exclusive program in Comprehensive Aesthetic Medicine for Dentists. The academic itinerary will explore the application of cutting-edge aesthetic techniques, from dermal fillers and botulinum toxin to the use of innovative technologies for facial rejuvenation. The syllabus will also delve into managing the most common complications, ensuring that interventions are defined by their safety. In this way, graduates will gain advanced competencies to perform personalized aesthetic treatments in the orofacial area and handle minimally invasive techniques with precision.

Additionally, this university qualification is offered in a 100% online format, providing professionals with the flexibility to combine their learning with their work and personal responsibilities. Therefore, access to the educational materials will be available 24/7, allowing for self-paced learning from any device with an internet connection. In this way, this university program offers high-quality specialization tailored to the needs of today's dentist.

This **Professional Master's Degree in Comprehensive Aesthetic Medicine for Dentists** contains the most complete and up-to-date university program on the market. Its most notable features are:

- ♦ The development of practical cases presented by experts in Comprehensive Aesthetic Medicine
- ♦ The graphic, schematic, and practical contents with which they are created, provide scientific and practical information on the disciplines that are essential for professional practice
- ♦ Practical exercises where the self-assessment process can be carried out to improve learning
- ♦ Special emphasis on innovative methodologies in Comprehensive Aesthetic Medicine specifically for dentists
- ♦ Theoretical lessons, questions to the expert, debate forums on controversial topics, and individual reflection assignments
- ♦ Content that is accessible from any fixed or portable device with an internet connection



*You will develop skills  
for aesthetic diagnosis,  
individualized therapeutic  
planning, and outcome  
tracking”*

“

*A syllabus based on the disruptive Relearning system will facilitate the rapid and flexible assimilation of complex concepts”*

The faculty includes professionals from the field of Comprehensive Aesthetic Medicine, sharing their practical experience, along with recognized specialists from leading societies and prestigious universities.

The multimedia content, developed with the latest educational technology, will provide the professional with situated and contextual learning, i.e., a simulated environment that will provide an immersive learning experience designed to prepare for real-life situations.

This program is designed around Problem-Based Learning, whereby the student must try to solve the different professional practice situations that arise throughout the program. For this purpose, the professional will be assisted by an innovative interactive video system created by renowned and experienced experts.

*You will ensure patient-centered care focused on the individual needs of users, significantly optimizing their quality of life.*

*You will integrate aesthetic facial analysis into the overall patient diagnosis, with a functional and preventive approach.*



02

# Why Study at TECH?

TECH is the world's largest online university. With an impressive catalog of more than 14,000 university programs, available in 11 languages, it is positioned as a leader in employability, with a 99% job placement rate. In addition, it has a huge faculty of more than 6,000 professors of the highest international prestige.



“

*Study at the largest online university in the world and ensure your professional success. The future begins at TECH”*

**The world's best online university, according to FORBES**

The prestigious Forbes magazine, specialized in business and finance, has highlighted TECH as "the best online university in the world" This is what they have recently stated in an article in their digital edition in which they echo the success story of this institution, "thanks to the academic offer it provides, the selection of its teaching staff, and an innovative learning method oriented to form the professionals of the future".

**The best top international faculty**

TECH's faculty is made up of more than 6,000 professors of the highest international prestige. Professors, researchers and top executives of multinational companies, including Isaiah Covington, performance coach of the Boston Celtics; Magda Romanska, principal investigator at Harvard MetaLAB; Ignacio Wistumba, chairman of the department of translational molecular pathology at MD Anderson Cancer Center; and D.W. Pine, creative director of TIME magazine, among others.

**The world's largest online university**

TECH is the world's largest online university. We are the largest educational institution, with the best and widest digital educational catalog, one hundred percent online and covering most areas of knowledge. We offer the largest selection of our own degrees and accredited online undergraduate and postgraduate degrees. In total, more than 14,000 university programs, in ten different languages, making us the largest educational institution in the world.



**The most complete syllabuses on the university scene**

TECH offers the most complete syllabuses on the university scene, with programs that cover fundamental concepts and, at the same time, the main scientific advances in their specific scientific areas. In addition, these programs are continuously updated to guarantee students the academic vanguard and the most demanded professional skills. and the most in-demand professional competencies. In this way, the university's qualifications provide its graduates with a significant advantage to propel their careers to success.

**A unique learning method**

TECH is the first university to use Relearning in all its programs. This is the best online learning methodology, accredited with international teaching quality certifications, provided by prestigious educational agencies. In addition, this innovative academic model is complemented by the "Case Method", thereby configuring a unique online teaching strategy. Innovative teaching resources are also implemented, including detailed videos, infographics and interactive summaries.

#### The official online university of the NBA

TECH is the official online university of the NBA. Thanks to our agreement with the biggest league in basketball, we offer our students exclusive university programs, as well as a wide variety of educational resources focused on the business of the league and other areas of the sports industry. Each program is made up of a uniquely designed syllabus and features exceptional guest hosts: professionals with a distinguished sports background who will offer their expertise on the most relevant topics.

#### Leaders in employability

TECH has become the leading university in employability. Ninety-nine percent of its students obtain jobs in the academic field they have studied within one year of completing any of the university's programs. A similar number achieve immediate career enhancement. All this thanks to a study methodology that bases its effectiveness on the acquisition of practical skills, which are absolutely necessary for professional development.



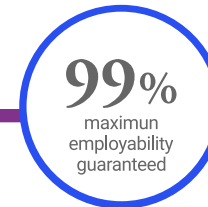
#### Google Premier Partner

The American technology giant has awarded TECH the Google Premier Partner badge. This award, which is only available to 3% of the world's companies, highlights the efficient, flexible and tailored experience that this university provides to students. The recognition not only accredits the maximum rigor, performance and investment in TECH's digital infrastructures, but also places this university as one of the world's leading technology companies.



#### The top-rated university by its students

Students have positioned TECH as the world's top-rated university on the main review websites, with a highest rating of 4.9 out of 5, obtained from more than 1,000 reviews. These results consolidate TECH as the benchmark university institution at an international level, reflecting the excellence and positive impact of its educational model.



# 03 Syllabus

The academic itinerary of this program has been structured by a group of specialists in the field of Facial Aesthetics and Comprehensive Dentistry. In this way, the university program will thoroughly cover everything from the essential anatomical fundamentals to the methodologies for applying the most modern minimally invasive techniques. As a result, graduates will acquire advanced clinical skills to design personalized therapeutic plans that address the functional and aesthetic needs of the patient, achieving harmonious results.





“

*You will apply advanced rejuvenation techniques using products such as botulinum toxin, hyaluronic acid, and collagen stimulators”*

## Module 1. Aesthetic Medicine

- 1.1. Context of Aesthetic Medicine
  - 1.1.1. Historical Context
  - 1.1.2. Current Context
  - 1.1.3. Relevance of Aesthetic Medicine
- 1.2. Management and Direction of an Aesthetic Clinic: Applied Economics
  - 1.2.1. Efficient Management
  - 1.2.2. Necessary Accounting Issues
  - 1.2.3. Cost Reduction
  - 1.2.4. Maximum Benefit
- 1.3. Psychology and Psychiatry Applied to Aesthetic Medicine
  - 1.3.1. Patient Analysis
  - 1.3.2. Types of Patients
  - 1.3.3. Psychological-Aesthetic Problems
  - 1.3.4. Patients with Psychological Problems
  - 1.3.5. How to Guide the Treatment of Patients According to Their Psychology?
- 1.4. Photography
  - 1.4.1. Initiation to Photography
  - 1.4.2. Importance of Photography in an Aesthetic Clinic
  - 1.4.3. Adequate Realization of the Photographs
  - 1.4.4. Basic Aspects on Data Protection
- 1.5. Communication With the Patient
  - 1.5.1. Introduction to Communication
  - 1.5.2. Importance of Communication in the Doctor-Patient Relationship
  - 1.5.3. Be a Good Communicator
- 1.6. Material and Supplier Management
  - 1.6.1. Essential Material
  - 1.6.2. Storage Techniques and Stock Control
  - 1.6.3. Management of Orders and Payment to Suppliers
- 1.7. Protocols and Emergencies
  - 1.7.1. Medical Protocols
  - 1.7.2. Protocol with the Patient
  - 1.7.3. Emergency Protocols

- 1.8. The Aesthetic Medicine Consultation
  - 1.8.1. Necessary Installations
  - 1.8.2. Staff of an Aesthetic Medicine Clinic. Objectives and Functions
- 1.9. Infection Prevention
  - 1.9.1. Infection Prevention
  - 1.9.2. Sterilization and Preventive Hygiene Measures
- 1.10. Software
  - 1.10.1. Importance of Software in the Management of an Aesthetic Clinic
  - 1.10.2. Essential Features of Practice Management Software
  - 1.10.3. Combination of Dental Software with Medical-Aesthetic Software

## Module 2. Techniques for Creating, Developing, and Executing Commercial Management, Marketing, and Social Media Strategies

- 2.1. Macro and Micro Analysis of the Dental Clinic's Environment
  - 2.1.1. Management of Resources for the Study of the Incorporation of Aesthetic Medicine
- 2.2. Business Model Canvas
  - 2.2.1. What Is It?
  - 2.2.2. How Is it Constructed?
- 2.3. Fundamentals and Strategy
  - 2.3.1. Analysis of the Dental and Aesthetic Sector
  - 2.3.2. Competitive Strategy
  - 2.3.3. Growth Strategies
- 2.4. Value Proposition
  - 2.4.1. What Is It?
  - 2.4.2. How Is it Constructed?
- 2.5. Sales Techniques
  - 2.5.1. Capture
  - 2.5.2. Recurrence
- 2.6. Basic Notions of Marketing
  - 2.6.1. Health Marketing
- 2.7. The Power of Digital Marketing in Aesthetic Treatments

- 2.8. Advertising Vs. Communication
  - 2.8.1. The Reputation of Aesthetic Medicine in the Online Environment
- 2.9. Web Positioning
  - 2.9.1. SEO vs. SEM
  - 2.9.2. Instagram & Facebook Ads
  - 2.9.3. Google Ads
- 2.10. Social Media Focused on Health
  - 2.10.1. Marketing Influencer to Communicate Aesthetic Medicine

### Module 3. Aesthetic Medicine Applied to Dentistry

- 3.1. Aesthetic Medicine and Orthodontics
- 3.2. Macroaesthetics
- 3.3. Miniaesthetics
- 3.4. Microaesthetics
- 3.5. Aesthetic Repercussions of Class II Malocclusions
- 3.6. Aesthetic Repercussions of Class III Malocclusions
- 3.7. Aesthetic Repercussions of Vertical Malocclusions
- 3.8. Aesthetic Repercussions of Asymmetries
- 3.9. Aesthetic Medicine and Fixed and Removable Prosthetic Dental Rehabilitations
- 3.10. Hyaluronic Acid for Dental Treatments
  - 3.10.1. Periodontics
  - 3.10.2. Oral Surgery
  - 3.10.3. Pathology of TMJ

### Module 4. Anatomy of Aesthetic Medicine. Head and Neck Anatomy

- 4.1. General Anatomical Principles
- 4.2. Anatomy Applied to Stomatology
- 4.3. Oral Anatomy as Soft Tissue Support
- 4.4. Anatomy of the Midface
- 4.5. Anatomy of the Lower Third of the Face
- 4.6. Facial Diagnosis

- 4.7. Anatomy of Facial Aging
  - 4.7.1. Aging and Skin
  - 4.7.2. Muscle Aging
  - 4.7.3. Fat Compartments
- 4.8. Bone Resorption
- 4.9. Anatomy of Facial Risk Zones
- 4.10. Vascular Anatomy and Innervation

### Module 5. Dermal Fillers. Hyaluronic Acid and Calcium Hydroxyapatite

- 5.1. Introduction
  - 5.1.1. Classification of Dermal Filler Materials
  - 5.1.2. What Is Hyaluronic Acid?
  - 5.1.3. Composition
  - 5.1.4. Classification of Hyaluronic Acid
  - 5.1.5. What Is Calcium Hydroxyapatite?
  - 5.1.6. Composition
- 5.2. Management of the Patient Undergoing Dermal Filler Treatments
- 5.3. Types of Hyaluronic Acid
- 5.4. Protocols for Hyaluronic Acid Infiltration
  - 5.4.1. Pre-Infiltration
  - 5.4.2. Infiltration
  - 5.4.3. Post-Infiltration
- 5.5. Applications and Indications of Hyaluronic Acid
  - 5.5.1. Aesthetics
  - 5.5.2. Dental
- 5.6. Hyaluronic Acid Filler Approaches
- 5.7. Calcium Hydroxyapatite
  - 5.7.1. Classification
  - 5.7.2. Indications
  - 5.7.3. Calcium Hydroxyapatite Infiltration Protocols
- 5.8. Differences between Dermal Fillers
  - 5.8.1. Calcium Hydroxyapatite or Hyaluronic Acid?
  - 5.8.2. Other Dermal Fillers of Interest

- 5.9. General Complications
  - 5.9.1. Complications Associated with Hyaluronic Acid Treatment
  - 5.9.2. Complications Associated with Calcium Hydroxyapatite Treatment
- 5.10. Pharmacological Medical Treatment
  - 5.10.1. Pharmacology Associated with Post-Treatment Effects
  - 5.10.2. Hyaluronidase
  - 5.10.3. Treatment Protocol for Ocular Pain or Blindness Due to Dermal Fillers

## Module 6. Hyaluronic Acid Dermal Filler for the Lower Third of the Face

- 6.1. Facial Analysis
  - 6.1.1. Facial Patterns
  - 6.1.2. Differences between Sexes to Conduct a Correct Facial Analysis
- 6.2. Anatomy and Aesthetic Proportions Perioral Area
  - 6.2.1. Lip Anatomy
  - 6.2.2. Anatomy of the Genian Area
  - 6.2.3. Aging of the Perioral Area
  - 6.2.4. Anatomical Risk Areas to Be Taken into Account When Performing Treatment
- 6.3. Mandibular Anatomy and Aesthetic Proportions
  - 6.3.1. Chin
  - 6.3.2. Jaw Body
  - 6.3.3. Jaw Angle
  - 6.3.4. Sagging and Aging of the Lower Third of the Body
  - 6.3.5. Anatomical Risk Areas to Be Taken into Account When Performing Treatment
- 6.4. Materials and Action Protocols
  - 6.4.1. Necessary Material
  - 6.4.2. Types of Needles
  - 6.4.3. Selection of the Type of Hyaluronic Acid According to the Area to Be Treated
  - 6.4.4. Pre-Treatment and Post-Treatment
  - 6.4.5. Subsequent Recommendations for the Patient
- 6.5. Hyaluronic Acid Lip Infiltration Techniques
  - 6.5.1. Lip Hydration
  - 6.5.2. Profiling
  - 6.5.3. Lip Filler
  - 6.5.4. Russian Volume

- 6.6. Perioral Rejuvenation Techniques
  - 6.6.1. Nasolabial Furrow Infiltration
  - 6.6.2. Bar Code Infiltration
  - 6.6.3. Infiltration of the Inferior Labiogenic Groove
- 6.7. Hyaluronic Acid Jaw Infiltration Techniques
  - 6.7.1. Jaw Body Infiltration
  - 6.7.2. Jaw Angle Infiltration
- 6.8. Chin Infiltration Techniques
  - 6.8.1. Chin Infiltration
  - 6.8.2. Chin Tassel
  - 6.8.3. Masculinization
- 6.9. Complications and Adverse Effects
  - 6.9.1. Lips
  - 6.9.2. Perioral
  - 6.9.3. Body and Jaw Angle
  - 6.9.4. Chin
- 6.10. Legal Aspects
  - 6.10.1. Informed Consent
  - 6.10.2. Photography
  - 6.10.3. Medical History

## Module 7. Hyaluronic Acid Dermal Filler for the Middle Third of the Face

- 7.1. Facial Analysis and Harmonization
  - 7.1.1. Facial Patterns
  - 7.1.2. Anatomical Differences According to the Sex of the Patient
- 7.2. Anatomy and Aesthetic Proportions of the Middle Third of the Face
  - 7.2.1. Anatomy of the Malar, Submalar, Cheek Region. Preauricular Region
  - 7.2.2. Anatomy of the Orbital Region, Palpebral Furrows
  - 7.2.3. Fat Compartments in the Midface Aging
  - 7.2.4. Anatomical Risk Areas to Be Taken into Account When Performing Treatment
- 7.3. Nasal Anatomy and Aesthetic Proportions
  - 7.3.1. Nose
  - 7.3.2. Anatomical Risk Areas to Be Taken into Account When Performing Treatment



- 7.4. Materials and Action Protocols
  - 7.4.1. Necessary Material
  - 7.4.2. Types of Needles and Cannulas
  - 7.4.3. Selection of the Type of Hyaluronic Acid According to the Area to Be Treated
  - 7.4.4. Pre-Treatment and Post-Treatment
  - 7.4.5. Subsequent Recommendations for the Patient
- 7.5. Hyaluronic Acid Infiltration Techniques in the Middle Third Facial Area
  - 7.5.1. Projection of the Middle Third of the Face
- 7.6. Rhino-Modeling Technique
- 7.7. Indications
  - 7.7.1. Projection of the Middle Third of the Face
  - 7.7.2. Rhino-Modeling
- 7.8. Complications and Adverse Effects
  - 7.8.1. Projection of the Middle Third of the Face
  - 7.8.2. Rhino-Modeling
- 7.9. Pre- and Post-Care
- 7.10. Legal Aspects
  - 7.10.1. Informed Consent
  - 7.10.2. Photography
  - 7.10.3. Medical History

## **Module 8.** Platelet-Rich Plasma (PRP). Aesthetic and Dental Applications Bicectomy Surgery. *Microneedling*

- 8.1. Platelet-Rich Plasma (PRP):
  - 8.1.1. Concept of PRP
  - 8.1.2. Aesthetic Applications of PRP Treatment
  - 8.1.3. Dental Applications of PRP Treatment
- 8.2. Materials Needed for PRP Treatment and Extraction
  - 8.2.1. Equipment
  - 8.2.2. Extraction Kits
  - 8.2.3. Importance of Sterilization to Avoid Infections

- 8.3. Technique for Obtaining PRP and Treatment Protocols
  - 8.3.1. Venipuncture
  - 8.3.2. Plasma Fractionation Protocols
  - 8.3.3. Anticoagulants and Other Additives
- 8.4. PRP in Aesthetic Medicine
  - 8.4.1. Indications
  - 8.4.2. Benefits and Results
  - 8.4.3. Contraindications
  - 8.4.4. Complications and Adverse Effects
- 8.5. PRP in Oral Surgery and Periodontology
  - 8.5.1. Indications
  - 8.5.2. Benefits and Results
  - 8.5.3. Contraindications
  - 8.5.4. Complications and Adverse Effects
- 8.6. Bichectomy
  - 8.6.1. Anatomy. Bichat's Balls
  - 8.6.2. What Does Bichectomy Surgery Involve?
  - 8.6.3. Technique
  - 8.6.4. Materials Needed
  - 8.6.5. Indications
  - 8.6.6. Contraindications and Adverse Effects
  - 8.6.7. Postoperative Care. Results
- 8.7. Microneedling
  - 8.7.1. What Is Microneedling? Commercial Brands
  - 8.7.2. Indications
  - 8.7.3. Treatment Protocols Based on the Patient's Condition
  - 8.7.4. Benefits and Results
  - 8.7.5. Contraindications
  - 8.7.6. Complications and Adverse Effects
- 8.8. Benefits of Combining Treatments to Achieve Facial Harmonization and Rejuvenation
- 8.9. Dermatology. Anatomical Structures of the Skin. Pre and Post-Treatment Care
- 8.10. Legal Aspects

## Module 9. Botulinum Toxin

- 9.1. Botulinum Toxin
  - 9.1.1. Concept of Botulinum Toxin
  - 9.1.2. Types of Botulinum Toxin
  - 9.1.3. Botulinum Toxin Mechanism of Action
- 9.2. Anatomy Applied to Botulinum Toxin Treatment
  - 9.2.1. Musculature of the Upper Third Facial Musculature
  - 9.2.2. Musculature of the Middle Third of the Face
  - 9.2.3. Musculature of the Lower Third of the Face
  - 9.2.4. Neck Muscles. Platysmal Bands
- 9.3. Indications of Botulinum Toxin
- 9.4. Treatment Materials and Techniques
  - 9.4.1. Necessary Material
  - 9.4.2. Botulinum Toxin Reconstitution
  - 9.4.3. Infiltrative Technique
- 9.5. Application of Botulinum Toxin for Aesthetic Purposes of the Upper Third Face
- 9.6. Application of Botulinum Toxin for Aesthetic Purposes of the Medium Third Face
- 9.7. Application of Botulinum Toxin for Aesthetic Purposes of the Lower Third Face and Neck
- 9.8. Botulinum Toxin for Non-Aesthetic Purposes
  - 9.8.1. Treatment of TMJ Pathology. Bruxism
  - 9.8.2. Palmar and Axillary Hyperhidrosis
- 9.9. Complications and Contraindications Related to Botulinum Toxin
- 9.10. Legal Aspects
  - 9.10.1. Informed Consent
  - 9.10.2. Photography
  - 9.10.3. Medical History

**Module 10. Other Medical-Aesthetic Treatments. Peeling and Mesotherapy**

- 10.1. *Peeling*
  - 10.1.1. General Overview
  - 10.1.2. Types of Peeling
  - 10.1.3. Retinol
- 10.2. Superficial Peeling
  - 10.2.1. Mechanism of Action
  - 10.2.2. Indications
  - 10.2.3. Treatment Protocol
  - 10.2.4. Benefits
  - 10.2.5. Contraindications, Complication and Adverse Effects
- 10.3. Medium Peel
  - 10.3.1. Mechanism of Action
  - 10.3.2. Indications
  - 10.3.3. Treatment Protocol
  - 10.3.4. Benefits
  - 10.3.5. Contraindications, Complication and Adverse Effects
- 10.4. Deep Peels
  - 10.4.1. Mechanism of Action
  - 10.4.2. Indications
  - 10.4.3. Treatment Protocol
  - 10.4.4. Benefits
  - 10.4.5. Contraindications, Complication and Adverse Effects
- 10.5. Pre- and Post-Care
- 10.6. Complications and Possible Adverse Effects
- 10.7. Mesotherapy
  - 10.7.1. General Overview
  - 10.7.2. Types of Mesotherapy
  - 10.7.3. Benefits
- 10.8. Indications, Techniques and Forms of Application
- 10.9. Complications and Possible Adverse Effects. Pre- and Post-Care
- 10.10. Legal Aspects
  - 10.10.1. Informed Consent
  - 10.10.2. Medical History
  - 10.10.3. Professional Training



*The specialized readings will allow you to further expand the rigorous academic content provided in this program"*

04

# Teaching Objectives

This program provides specialists with advanced clinical competencies to diagnose and treat a variety of facial aesthetic disorders using minimally invasive techniques. As such, professionals will acquire skills in the safe application of botulinum toxin, dermal fillers, and biostimulation, as well as in managing complications. Additionally, they will be trained to design personalized therapeutic plans, integrate aesthetics into their dental practice, and operate in compliance with current regulations.





“

*You will be capable of preventing, identifying, and managing potential clinical complications arising from aesthetic treatments”*



## General Objectives

---

- ♦ Integrate anatomical, clinical, and aesthetic knowledge into the planning of personalized and harmonious treatments
- ♦ Identify and select the most suitable facial and perioral aesthetic treatments for safe and effective integration into clinical dental practice
- ♦ Master the most cutting-edge techniques in aesthetic medicine to achieve harmonious, natural, and satisfactory results for the patient
- ♦ Promote an ethical, responsible, and regulation-compliant professional practice in aesthetic medicine for dentists





## Specific Objectives

### Module 1. Aesthetic Medicine

- ♦ Understand the different technological tools necessary to perform aesthetic interventions in Dentistry
- ♦ Implement and execute high-quality clinical protocols

### Module 2. Techniques for Creating, Developing, and Executing Commercial Management, Marketing, and Social Media Strategies

- ♦ Demystify the taboos generated by aesthetic treatments and integrate them as beauty treatments, with social media as the primary channel
- ♦ Develop effective and credible communication actions to build reputation in medical-aesthetic work

### Module 3. Aesthetic Medicine Applied to Dentistry

- ♦ Analyze the shape and texture of the gums, the correct positioning of teeth, and their impact on smile aesthetics
- ♦ Delve into the aesthetic consequences of facial asymmetries using Aesthetic Medicine treatments
- ♦ Apply hyaluronic acid as a complementary therapeutic tool in dental treatments to enhance both aesthetic and functional aspects

### Module 4. Anatomy of Aesthetic Medicine. Head and Neck Anatomy

- ♦ Describe in detail the anatomy of the middle third of the face for planning aesthetic treatments
- ♦ Identify and understand the key anatomical structures of the lower third of the face, relevant for aesthetic medicine procedures
- ♦ Develop skills to perform a comprehensive facial diagnosis, considering individual proportions and characteristics

- ♦ Evaluate the impact of bone resorption on the aesthetic changes of the face associated with aging
- ♦ Gain an in-depth understanding of vascular anatomy and facial innervation to ensure the safety and effectiveness of treatments

### Module 5. Dermal Fillers. Hyaluronic Acid and Calcium Hydroxyapatite

- ♦ Dive into the composition and mechanism of action of hyaluronic acid
- ♦ Delve into the composition, mechanism of action, and indications for calcium hydroxyapatite
- ♦ Distinguish the properties and applications of various dermal fillers, including calcium hydroxyapatite and hyaluronic acid
- ♦ Understand the relevant pharmacological medical treatment in the context of dermal filler procedures, as well as the protocol for managing ocular complications

### Module 6. Hyaluronic Acid Dermal Filler for the Lower Third of the Face

- ♦ Master the hyaluronic acid infiltration techniques specific for perioral rejuvenation
- ♦ Apply hyaluronic acid infiltration techniques to the mandibular region to define and harmonize the facial contour
- ♦ Perform infiltration procedures in the chin, addressing both augmentation and correction of the double chin and facial masculinization, using hyaluronic acid
- ♦ Understand and apply fundamental legal aspects related to hyaluronic acid infiltration procedures

#### **Module 7. Hyaluronic Acid Dermal Filler for the Middle Third of the Face**

- ♦ Know the indications and contraindications related to hyaluronic acid in the middle third of the face
- ♦ Apply the technique of rhinomodeling using dermal fillers to correct nasal imperfections
- ♦ Establish and communicate the necessary pre and post-care to optimize results and minimize risks in rhinomodeling procedures

#### **Module 8. Platelet-Rich Plasma (PRP). Aesthetic and Dental Applications Bichectomy Surgery. *Microneedling***

- ♦ Understand the biological fundamentals of platelet-rich plasma (PRP) and its therapeutic application in aesthetic procedures
- ♦ Analyze the anatomical and surgical principles of bichectomy, as well as its technical indication and step-by-step surgical procedure

#### **Module 9. Botulinum Toxin**

- ♦ Understand the pharmacological fundamentals and mechanisms of action of botulinum toxin in both clinical and aesthetic contexts
- ♦ Master facial anatomy for the safe and effective injection of botulinum toxin

#### **Module 10. Other Medical-Aesthetic Treatments. Peeling and Mesotherapy**

- ♦ Understand the active ingredients, types, and mechanisms of action of the most widely used chemical peels in facial aesthetic medicine
- ♦ Address the pharmacological and physiological bases of mesotherapy and its effect on skin biostimulation
- ♦ Develop technical skills to apply non-invasive rejuvenation treatments, improving texture, luminosity, and skin firmness



“

*Analyze the active ingredients, types, and mechanisms of action of the most widely used chemical peels in facial aesthetic medicine”*

# 04

## Career Opportunities

This academic opportunity for Dentists opens a wide range of enriching professional opportunities. Indeed, acquiring specialized knowledge and skills empowers graduates to integrate Aesthetic Medicine into their daily clinical practice, as well as to explore new job possibilities in specialized clinics or as independent practitioners. Therefore, mastering advanced techniques and having a comprehensive understanding of the legal and clinical aspects significantly broadens their professional horizon.



“

*Do you want to specialize as a Dentist in Aesthetic Medicine? Achieve it with this university program”*

### Graduate Profile

The graduate of this program will be a specialist with the ability to integrate facial aesthetic treatments into their dental practice, offering comprehensive solutions to patients. They will also master advanced infiltration techniques, understand facial anatomy, and be skilled in managing dermal fillers and botulinum toxin. Additionally, they will be qualified to diagnose, plan, and perform aesthetic treatments safely and effectively, considering legal and ethical aspects, thus expanding their service offerings and enhancing patient satisfaction.

*You will use treatments such as biostimulation and mesotherapy to eliminate the signs of skin aging.*

- ♦ **Orofacial and Aesthetic Diagnostic Integration:** The ability to perform comprehensive facial assessments that consider both dental aspects and the aesthetic needs of the patient, allowing for the planning of integrated and harmonious treatments.
- ♦ **Mastery of Infiltration Techniques and Materials:** Expertise in applying various infiltration techniques using dermal fillers and botulinum toxin in the facial region, with in-depth knowledge of their indications, contraindications, and management of potential complications.
- ♦ **Ethical Commitment and Data Security:** Responsibility in the application of ethical principles and privacy regulations, ensuring the protection of patient data when using advanced technologies
- ♦ **Interdisciplinary Collaboration:** Aptitude for communicating and working effectively with other healthcare professionals and technical teams, facilitating the integration of AI into nursing care





After completing the continuing education program, you will be able to perform your knowledge and skills in the following positions:

- 1. Dentist with a Practice in Facial Aesthetic Medicine:** Responsible for integrating facial aesthetic treatments (such as dermal fillers, botulinum toxin, etc.) into their regular dental practice, expanding their services.
- 2. Specialist in Managing Orofacial Aesthetic Complications:** A professional trained to prevent, diagnose, and treat adverse effects resulting from procedures involving botulinum toxin, dermal fillers, or biostimulators, ensuring a safe clinical practice.
- 3. Dentist Specialized in Aesthetic Medicine in a Dental Clinic:** A manager working in a dental clinic, offering exclusively or primarily facial aesthetic medicine treatments to both own and referred patients.
- 4. Aesthetic Medicine Consultant for Dental Clinics:** An experienced coordinator who advises other dental clinics on the implementation and development of facial aesthetic medicine services.
- 5. Legal and Ethical Advisor in Aesthetic Medicine for Dentists:** Focuses on compliance with regulations and ethics in clinics offering aesthetic treatments, ensuring that practice aligns with current legislation and professional best practices.
- 6. Aesthetic Medicine Services Manager in Dental Clinics:** Responsible for the planning, organization, and supervision of aesthetic medicine treatments within a dental clinic.
- 7. Expert in Personalized Facial Aesthetic Planning:** Responsible for performing comprehensive facial assessments, designing personalized treatments based on facial proportions, functional anatomy, and patient expectations.

06

# Study Methodology

TECH is the world's first university to combine the **case study** methodology with **Relearning**, a 100% online learning system based on guided repetition.

This disruptive pedagogical strategy has been conceived to offer professionals the opportunity to update their knowledge and develop their skills in an intensive and rigorous way. A learning model that places students at the center of the educational process giving them the leading role, adapting to their needs and leaving aside more conventional methodologies.



“

*TECH will prepare you to face new challenges in uncertain environments and achieve success in your career”*

## The student: the priority of all TECH programs


In TECH's study methodology, the student is the main protagonist.

The teaching tools of each program have been selected taking into account the demands of time, availability and academic rigor that, today, not only students demand but also the most competitive positions in the market.

With TECH's asynchronous educational model, it is students who choose the time they dedicate to study, how they decide to establish their routines, and all this from the comfort of the electronic device of their choice. The student will not have to participate in live classes, which in many cases they will not be able to attend. The learning activities will be done when it is convenient for them. They can always decide when and from where they want to study.

“

*At TECH you will NOT have live classes  
(which you might not be able to attend)”*



### The most comprehensive study plans at the international level

TECH is distinguished by offering the most complete academic itineraries on the university scene. This comprehensiveness is achieved through the creation of syllabi that not only cover the essential knowledge, but also the most recent innovations in each area.

By being constantly up to date, these programs allow students to keep up with market changes and acquire the skills most valued by employers. In this way, those who complete their studies at TECH receive a comprehensive education that provides them with a notable competitive advantage to further their careers.

And what's more, they will be able to do so from any device, pc, tablet or smartphone.

“*TECH's model is asynchronous, so it allows you to study with your pc, tablet or your smartphone wherever you want, whenever you want and for as long as you want*”

## Case Studies and Case Method

The case method has been the learning system most used by the world's best business schools. Developed in 1912 so that law students would not only learn the law based on theoretical content, its function was also to present them with real complex situations. In this way, they could make informed decisions and value judgments about how to resolve them. In 1924, Harvard adopted it as a standard teaching method.

With this teaching model, it is students themselves who build their professional competence through strategies such as Learning by Doing or Design Thinking, used by other renowned institutions such as Yale or Stanford.

This action-oriented method will be applied throughout the entire academic itinerary that the student undertakes with TECH. Students will be confronted with multiple real-life situations and will have to integrate knowledge, research, discuss and defend their ideas and decisions. All this with the premise of answering the question of how they would act when facing specific events of complexity in their daily work.



## Relearning Methodology

At TECH, case studies are enhanced with the best 100% online teaching method: Relearning.

This method breaks with traditional teaching techniques to put the student at the center of the equation, providing the best content in different formats. In this way, it manages to review and reiterate the key concepts of each subject and learn to apply them in a real context.

In the same line, and according to multiple scientific researches, reiteration is the best way to learn. For this reason, TECH offers between 8 and 16 repetitions of each key concept within the same lesson, presented in a different way, with the objective of ensuring that the knowledge is completely consolidated during the study process.

*Relearning will allow you to learn with less effort and better performance, involving you more in your specialization, developing a critical mindset, defending arguments, and contrasting opinions: a direct equation to success.*



## A 100% online Virtual Campus with the best teaching resources

In order to apply its methodology effectively, TECH focuses on providing graduates with teaching materials in different formats: texts, interactive videos, illustrations and knowledge maps, among others. All of them are designed by qualified teachers who focus their work on combining real cases with the resolution of complex situations through simulation, the study of contexts applied to each professional career and learning based on repetition, through audios, presentations, animations, images, etc.

The latest scientific evidence in the field of Neuroscience points to the importance of taking into account the place and context where the content is accessed before starting a new learning process. Being able to adjust these variables in a personalized way helps people to remember and store knowledge in the hippocampus to retain it in the long term. This is a model called Neurocognitive context-dependent e-learning that is consciously applied in this university qualification.

In order to facilitate tutor-student contact as much as possible, you will have a wide range of communication possibilities, both in real time and delayed (internal messaging, telephone answering service, email contact with the technical secretary, chat and videoconferences).

Likewise, this very complete Virtual Campus will allow TECH students to organize their study schedules according to their personal availability or work obligations. In this way, they will have global control of the academic content and teaching tools, based on their fast-paced professional update.



*The online study mode of this program will allow you to organize your time and learning pace, adapting it to your schedule"*

### The effectiveness of the method is justified by four fundamental achievements:

1. Students who follow this method not only achieve the assimilation of concepts, but also a development of their mental capacity, through exercises that assess real situations and the application of knowledge.
2. Learning is solidly translated into practical skills that allow the student to better integrate into the real world.
3. Ideas and concepts are understood more efficiently, given that the example situations are based on real-life.
4. Students like to feel that the effort they put into their studies is worthwhile. This then translates into a greater interest in learning and more time dedicated to working on the course.

### The university methodology top-rated by its students

The results of this innovative teaching model can be seen in the overall satisfaction levels of TECH graduates.


The students' assessment of the teaching quality, the quality of the materials, the structure of the program and its objectives is excellent. Not surprisingly, the institution became the top-rated university by its students according to the global score index, obtaining a 4.9 out of 5.

*Access the study contents from any device with an Internet connection (computer, tablet, smartphone) thanks to the fact that TECH is at the forefront of technology and teaching.*

*You will be able to learn with the advantages that come with having access to simulated learning environments and the learning by observation approach, that is, Learning from an expert.*



As such, the best educational materials, thoroughly prepared, will be available in this program:



#### Study Material

All teaching material is produced by the specialists who teach the course, specifically for the course, so that the teaching content is highly specific and precise.

This content is then adapted in an audiovisual format that will create our way of working online, with the latest techniques that allow us to offer you high quality in all of the material that we provide you with.



#### Practicing Skills and Abilities

You will carry out activities to develop specific competencies and skills in each thematic field. Exercises and activities to acquire and develop the skills and abilities that a specialist needs to develop within the framework of the globalization we live in.



#### Interactive Summaries

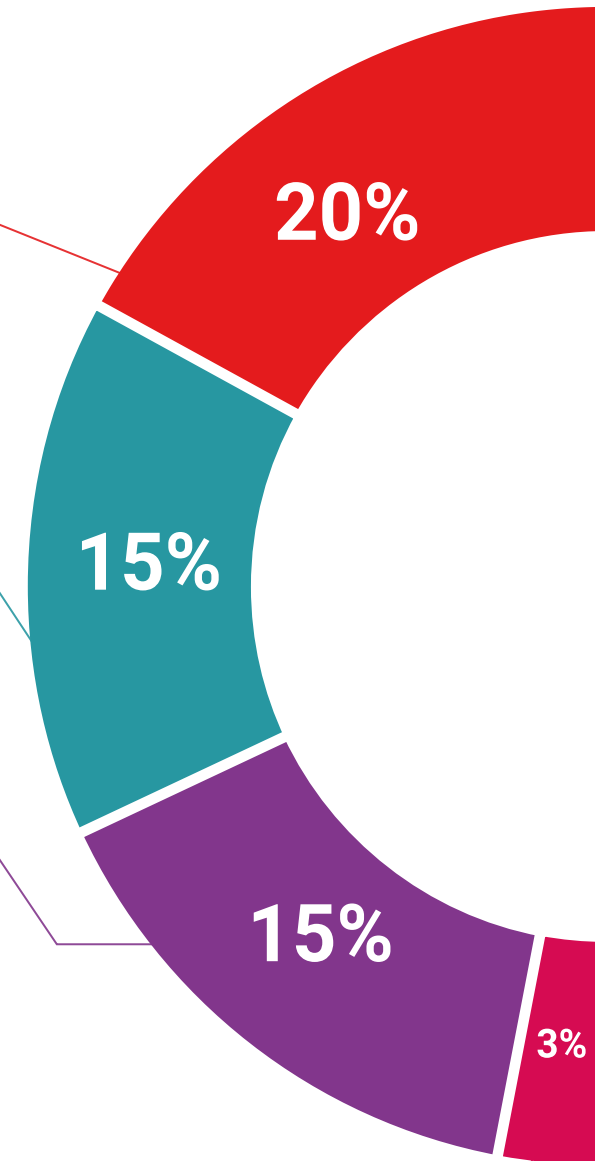
We present the contents attractively and dynamically in multimedia lessons that include audio, videos, images, diagrams, and concept maps in order to reinforce knowledge.

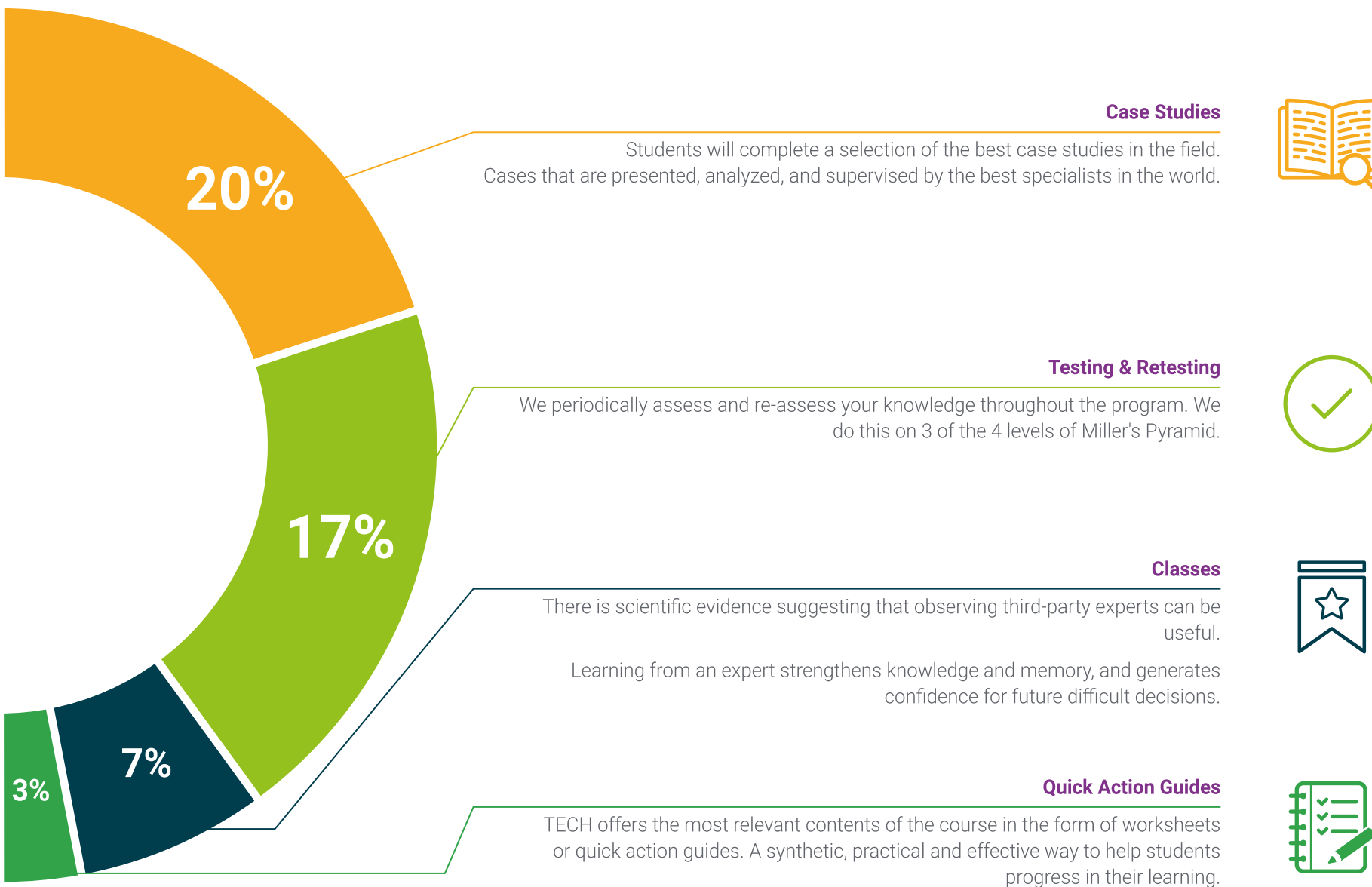
This exclusive educational system for presenting multimedia content was awarded by Microsoft as a "European Success Story".



#### Additional Reading

Recent articles, consensus documents, international guides... In our virtual library you will have access to everything you need to complete your education.





07

# Teaching Staff

The faculty of this program is composed of professionals with an extensive and solid background in both Dentistry and Facial Aesthetic Medicine. Their experience ranges from the clinical application of advanced infiltration techniques to a deep understanding of facial anatomy and the materials used. Additionally, many of them are leaders in integrating aesthetic practices into daily dental care, providing a practical and up-to-date perspective on the latest trends and protocols to ensure a comprehensive and cutting-edge education for graduates.





“

*You will have the support of a faculty team made up of renowned experts in Comprehensive Aesthetic Medicine applied to Dentistry”*

## Management



### Dr. Delgado Caldera, Carlos Enrique

- ♦ Plastic Surgeon expert in Mammoplasty and Lipoabdominoplasty.
- ♦ Head of the Department of Plastic and Reconstructive Surgery at the Instituto Docente de Urología.
- ♦ Aesthetic Plastic Surgeon at Servicios Mediplan C.A.
- ♦ Aesthetic Plastic Surgeon at Grupo Cil Venezuela C.A.
- ♦ Postgraduate of General Surgery in Hospital City Doctor Enrique Tejera
- ♦ Postgraduate of Aesthetic and Maxillofacial Reconstructive Plastic Surgery at General Hospital Doctor Jesús Yerena.

## Teachers

### Ms. Carrión Candelas, Carlota

- ♦ Nurse, specialist in aesthetics Chamberí Clinic
- ♦ Nurse in the Intensive Care Medicine Unit. Isabel Zendal Hospital
- ♦ Degree in Nursing. Francisco de Vitoria University
- ♦ Intensive Care Unit and Resuscitation. Quirón Salud Sur Hospital
- ♦ Paediatric Intensive Care Unit. Sanitas La Moraleja Hospital

### Dr. Benítez Durbán, Mónica

- ♦ Orthodontist. Dental Clinic Jaime Benítez Hita. Almería
- ♦ Orthodontist. Chamberí Dental Clinic Madrid
- ♦ Degree in Dentistry. San Pablo University CEU, Madrid
- ♦ Master in Orthodontics and Dentofacial Orthopedics. Rey Juan Carlos University, Madrid
- ♦ Master in Invisalign Invisible Orthodontics. Manuel Román Academy, Madrid.

**Dr. González Rodríguez, Paloma**

- ♦ Surgeon specializing in Oral Surgery, Implantology and General Dentistry.
- ♦ Owner of Chamberí Dental Oral Surgery, Implantology and General Dentistry
- ♦ Oral Surgeon at Vivanta Clinic
- ♦ Oral Surgeon and Comprehensive Dentist at Dental Clinic D. Montero.
- ♦ General dentist and prosthodontist in ADESLAS SEGURCAIXA
- ♦ Endodontist Dentist exclusively at ADESLAS DENTAL
- ♦ International Cooperation as a Dentist with the NGO Dentistas Sin Limites in Nicaragua
- ♦ International Cooperation as a Dentist with the NGO Dentalcoop in Rwanda.
- ♦ Master in Oral Surgery, Implantology and Periodontics at the University of Malaga.
- ♦ Specialist in Dental and Facial Aesthetics Harmonic, Dr. Sandra Duque
- ♦ Degree in Dentistry at the University CEU San Pablo

**Mr. Carrión Candelas, Alejandro**

- ♦ Monitor at Oak International Academies
- ♦ Consultor en Euro-Funding Advisory Group
- ♦ Head of Cost Control Soldeser
- ♦ Manager of the restaurant Club Hípico Somosaguas, Madrid
- ♦ Double Degree in Law and Business Administration. Rey Juan Carlos University, Madrid
- ♦ Degree in Civil and Territorial Engineering. Polytechnic University of Madrid

**Dr. Ortiz, Clemencia**

- ♦ Plastic Surgeon at Clemencia Sofía Ortiz Clinic
- ♦ Aesthetic Plastic Surgeon, Maxillofacial and Maxillofacial Reconstructive, and Burn Surgeon
- ♦ General Surgeon by the Hospital Dr. Enrique Tejera Valencia
- ♦ Aesthetic Plastic Surgeon, Maxillofacial Reconstructive, and Burned by the University Hospital Dr. Antonio Maria Pineda
- ♦ Fellow Aesthetic and Reconstructive Craniofacial Surgery at Hospital Pontífice de la Beneficencia Portuguesa, Sao Paulo , Brazil
- ♦ Medical Surgeon by the University of Carabobo
- ♦ Diploma in Regenerative and Anti-aging Medicine
- ♦ Master's Degree in Aesthetic Medicine Fuceme
- ♦ University Specialist in Aesthetic and Functional Gynecology and Cosmetic Genital Surgery of Women by the Autonomous University of Barcelona
- ♦ Advanced Surgical Techniques Course at USES University (MIAMI)

**Dr. Rodríguez Gil, Claudia Isabel**

- ♦ Plastic and Aesthetic Surgeon specialized in Breast Body, and Facial Surgery
- ♦ Medical Surgeon by the University of Carabobo
- ♦ Plastic Surgery Service Assistant Surgeon Dr. Enrique Tejera Hospital City
- ♦ Surgeon Assistant at the Plastic Surgery Service Dr. Enrique Tejera
- ♦ Surgeon at the Urology Teaching Institute
- ♦ Postgraduate in General Surgery at Dr. Enrique Tejera Hospital City
- ♦ Postgraduate in Plastic Surgery at the Dr. Jesús Yerena Hospital

**Dr. Sánchez Mesa, Maribel**

- ♦ Plastic, Reconstructive, Aesthetic, Aesthetic and Maxillofacial Surgeon
- ♦ Aesthetic Plastic Surgeon, Maxillofacial and Reconstructive, and Maxillofacial Surgeon. Advanced Health Diagnostic Unit. Carrizal-Miranda
- ♦ Aesthetic Plastic Surgeon, Maxillofacial and Reconstructive, and Maxillofacial Surgeon. Silueta. Altos Mirandinos Polyclinic. Los Teques-Miranda
- ♦ Aesthetic Plastic Surgeon, Maxillofacial and Reconstructive, and Maxillofacial Surgeon. El Retiro Polyclinic. San Antonio de los Altos
- ♦ Medical Surgeon *Valencia-Edo. Carabobo*. Carabobo University
- ♦ Postgrado Cirujano General. Central University of Venezuela. Miguel Pérez Carreño Hospital
- ♦ Postgraduate Plastic, Aesthetic, Reconstructive and Maxillofacial Surgeon Dr. Jesús Yerena Hospital

**Dr. Calderón Cabello, María**

- ♦ Director of Oral Surgery, as well as responsible for Facial and Dental Aesthetics at Clínica Dental y Estética 28. Seville
- ♦ Oral surgeon at Dental Center clinics
- ♦ Dental Aesthetics and Oral surgery at Clínica Maxilodental Acero. Dr. Javier Acero Seville
- ♦ Degree in Dentistry. CEU San Pablo University, Madrid
- ♦ Master in Oral Surgery, Implantology and Periodontics University of Malaga
- ♦ Course of Aesthetic Medicine, Hyaluronic Acid, Tensor Threads and Botox Madrid
- ♦ Course in Use of Hyaluronic Acid in the Perioral Area for Dentists Seville
- ♦ Course of Oral Anatomy Applied to Implantology and Implantoprosthesis. University of Seville





**Mr. Carpintero Navarro, Fernando**

- ♦ Business Development Lawyer and Advisor to ThePowerMBA
- ♦ Advisor at ThePowerMBA
- ♦ Businessman and Business Consultant
- ♦ Account Executive PLN distribution
- ♦ Leader of Sales Teams. To Good to Go
- ♦ Head of Business Development Jobin App
- ♦ Double Degree in Law and Business Administration. Carlos III University of Madrid
- ♦ Integral Development Program for Young Professionals, Fundación López Quintás + ICADE

**Ms. Palos Bonilla, Irene María**

- ♦ Communications and Public Relations Specialist in MRA PR Agency
- ♦ Public Relations Manager at MRA The Swatch Group Spain PR Agency
- ♦ Fashion stylist at Cosmopolitan Magazine
- ♦ Master in Digital Marketing by The Power MBA
- ♦ ELLE Executive Education in Marketing and Communication for Luxury and Fashion Brands by the Complutense University of Madrid
- ♦ ELLE Executive Education in Public Relations, Visual Merchandising and Styling at the Complutense University of Madrid.

# 08 Certificate

The Professional Master's Degree in Comprehensive Aesthetic Medicine for Dentists guarantees students, in addition to the most rigorous and up-to-date education, access to a Professional Master's Degree issued by TECH Global University.



“

*Successfully complete this program and receive your university qualification without having to travel or fill out laborious paperwork”*

This private qualification will allow you to obtain a **Professional Master's Degree in Comprehensive Aesthetic Medicine for Dentists** endorsed by **TECH Global University**, the world's largest online university.

**TECH Global University** is an official European University publicly recognized by the Government of Andorra ([official bulletin](#)). Andorra is part of the European Higher Education Area (EHEA) since 2003. The EHEA is an initiative promoted by the European Union that aims to organize the international training framework and harmonize the higher education systems of the member countries of this space. The project promotes common values, the implementation of collaborative tools and strengthening its quality assurance mechanisms to enhance collaboration and mobility among students, researchers and academics.

This **TECH Global University** private qualification is a European program of continuing education and professional updating that guarantees the acquisition of competencies in its area of knowledge, providing a high curricular value to the student who completes the program.

Title: **Professional Master's Degree in Comprehensive Aesthetic Medicine for Dentists**

Modality: **online**

Duration: **12 months.**

Accreditation: **60 ECTS**





**Professional Master's Degree**  
Comprehensive Aesthetic  
Medicine for Dentists

- » Modality: Online
- » Duration: 12 months.
- » Certificate: TECH Global University
- » Accreditation: 60 ECTS
- » Schedule: at your own pace
- » Exams: online

# Professional Master's Degree

Comprehensive Aesthetic  
Medicine for Dentists

