

Hybrid Professional Master's Degree Adhesive Aesthetic Dentistry





Hybrid Professional Master's Degree Adhesive Aesthetic Dentistry

Course Modality: Hybrid (Online + Clinical Internship)

Duration: 12 months

Certificate: TECH Technological University

Teaching Hours: 1,620 h.

Website: www.techtute.com/us/dentistry/hybrid-professional-master-degree/hybrid-professional-master-degree-adhesive-aesthetic-dentistry

Index

01

Introduction

p. 4

02

Why Study this Hybrid
Professional Master's Degree?

p. 8

03

Objectives

p. 12

04

Skills

p. 18

05

Course Management

p. 22

06

Educational Plan

p. 28

07

Clinical Internship

p. 38

08

Where Can I Do the Clinical
Internship?

p. 44

09

Methodology

p. 52

10

Certificate

p. 60

01

Introduction

The relevance that personal image has acquired in today's society has led more and more people to demand treatments aimed at improving their oral and dental esthetics. These new challenges, more distant from the functions of disease prevention, require immediate updating on the part of the professional in this dental area. This program provides it, since it combines the latest contents in fields such as whitening or dental restoration with a practical stay in a prestigious clinical center. In this way, the specialist will be able, first, to access the most innovative knowledge in a 100% online way and, later, to apply it in the intensive practices in a clinical center of high prestige that offers this degree, achieving the professional update they are looking for. at a professional level.





“

Thanks to its innovative contents and the internship it offers, this program is perfect for dentists who want to update their knowledge in both a quick and easy way”

In recent years, many healthcare areas have seen tremendous progress, some have been boosted by the emergence of new technologies, others have had to adapt to the pandemic situation, establishing new protocols and streamlining various techniques. The field of dentistry has not been immune to these changes, as it has integrated numerous innovative procedures.

Esthetic dentistry in particular has experienced an enormous boom. Numerous people come to these specialists in search of innovative treatments to improve their appearance. Therefore, this area is one of the most important today, and can help the dentist to progress by getting new patients in his or her private practices.

For this reason, this Hybrid Professional Master's Degree in Adhesive Aesthetic Dentistry is a great option for the professional, since it will provide the update needed to meet the current challenges of the discipline, while accessing a practical stay in a clinical center of great prestige.

Therefore, this program is structured in two distinct parts: on one hand, a theoretical and practical tour, in a 100% online format, of the most current techniques in esthetic dentistry, such as those for dental waxing or minimally invasive posterior rehabilitation. On the other hand, a practical 3 week internship will be developed in a dental center where you will be able to apply all the knowledge acquired previously.

Throughout the learning process, the specialist will be accompanied by a teaching staff of international reputation, while benefiting from state-of-the-art multimedia resources: interactive summaries, analysis of real clinical cases, videos of techniques and procedures or master classes.

In addition, during the practical phase, you will work with a private tutor and will be integrated into an excellent work team in order to acquire the skills with the greatest professional applicability. Everything necessary to achieve the objective of updating the dentist in this field.

This **Hybrid Professional Master's Degree in Adhesive Aesthetic Dentistry** contains the most complete and up-to-date scientific program on the market. The most important features include:

- ◆ Development of more than 100 clinical cases presented by experts in esthetic dentistry
- ◆ The graphic, schematic, and practical contents with which they are created, provide scientific and practical information on the disciplines that are essential for professional practice
- ◆ The eminently practical approach
- ◆ The updated contents, which include the latest trends in Adhesive Aesthetic Dentistry
- ◆ The multimedia resources, put together to facilitate learning
- ◆ All of this will be complemented by theoretical lessons, questions to the expert, debate forums on controversial topics, and individual reflection assignments
- ◆ Content that is accessible from any fixed or portable device with an Internet connection
- ◆ In addition, you will be able to carry out a clinical internship in one of the best hospital in the world



The theoretical-practical and 100% online itinerary is combined with an intensive 3-week internship in a leading dental clinic, which will prepare specialists to face all the present and future challenges in this area"

“

This Hybrid Professional Master's Degree is a unique opportunity to get up to date in esthetic dentistry by giving you the chance to get in touch with prestigious specialists and real patients"

In this proposed Master's program, of a professionalizing nature and blended learning modality, the program is aimed at updating dental professionals who wish to deepen their knowledge of new techniques in the esthetic field. The content is based on the latest scientific evidence and organized in a didactic way to integrate theoretical knowledge into nursing practice.

Thanks to the multimedia content, developed with the latest educational technology, dental professionals will benefit from situated and contextual learning, i.e., a simulated environment that will provide immersive learning programmed to train in real situations. This program is designed around Problem-Based Learning, whereby the professional must try to solve the different professional practice situations that arise throughout the program. For this purpose students will be assisted by an innovative interactive video system developed by renowned experts.

This program will allow you to delve into the most advanced techniques in teeth whitening and waxing.

Update yourself in a comfortable way, deciding when and how to pass the theoretical part of the degree, and then enjoy the opportunity to participate in the day-to-day of a dental clinic that has the most advanced technology and procedures.



02

Why take this Hybrid Professional Master's Degree

In the field of dentistry, it is as important to know the most updated theory as it is to master the mechanisms that allow its implementation in the real work environment. TECH has created an innovative degree, which will combine an excellent theoretical learning in the area of Aesthetic Adhesive Dentistry with a stay of 3 weeks in a prestigious clinical center. In doing so, the student will ensure the acquisition and integration into their daily practice of skills adapted to the needs of this sector.



“

TECH offers you the possibility to combine an excellent theoretical learning 100% online with 120 hours of practice in a state-of-the-art clinical environment to enhance your daily dental practice"

1. Updating from the latest technology available

The area of esthetic dentistry has undergone rapid changes in recent years thanks to the emergence of new instrumentation, updated techniques or refined procedures that guarantee patient satisfaction. For this reason, TECH has created this Hybrid Professional Master's Degree, with the intention of bringing the expert closer to all these advances through theoretical and practical learning.

2. Deepening from the experience of the best experts

This Hybrid Professional Master's Degree has a teaching staff made up of experts who are active in the field of esthetic dentistry, who will provide the student with the most updated theoretical knowledge. Likewise, during the hospital stay, you will be accompanied by the best professionals in this field, which will enable you to incorporate into your work routine the most efficient techniques and procedures in Adhesive Aesthetic Dentistry.

3. Entering First-Class Clinical Environments

TECH carefully selects all the centers available to undertake the practical stay of this qualification. Thanks to this, the specialist will have guaranteed access to a prestigious clinical environment in the field of esthetic dentistry. In this way, you will be able to see the day-to-day work of a demanding, rigorous and exhaustive sector, always applying the latest theses and scientific postulates in its work methodology.





4. Combining the Best Theory with State-of-the-Art Practice

The academic market has an immense number of educational programs focused exclusively on offering theoretical content with little applicability in the real work environment. In response to this, TECH offers a learning model that combines excellent knowledge with a practical stay of 3 weeks in a prestigious clinical center, to assimilate the most useful skills in the field of esthetic dentistry.

5. Expanding the Boundaries of Knowledge

TECH offers the possibility of completing the practical part of this Hybrid Professional Master's Degree in centers of international scope. In this way, the specialist will be able to expand their boundaries and keep up to date with the best professionals, who practice in first class Dental Clinic and in different continents. A unique opportunity that only TECH, the largest online university in the world, could offer.



*You will have full practical immersion
at the center of your choice"*

03 Objectives

The main objective of this Hybrid Professional Master's Degree in Adhesive Aesthetic Dentistry is to provide professionals with the most advanced contents in the field. In order to achieve this goal, it offers the student updated contents, a prestigious teaching staff, an innovative teaching methodology and a practical and intensive 3-week stay. With these ingredients, the dentist can get up to speed immediately.





“

Students will be able to achieve the objective of updating their knowledge in a simple way thanks to this Hybrid Professional Master's Degree, which will provide them with everything they seek in the field of Aesthetic Dentistry”



General Objective

- At a time of enormous transformation in different scientific and health areas, the priority for specialists in different disciplines must be to keep up to date. And that is the aim of this program: to offer a definitive update for dentists allowing them to take on the demand for new aesthetic treatments in recent years



You will be able to integrate the latest procedures into your daily practice, ensuring the immediate growth of consultation work Private”





Specific Objectives

Module 1. Aesthetic Dentistry

- ♦ Define the specialty of aesthetic dentistry
- ♦ Conduct a needs and demand analysis
- ♦ Establish the importance of the psychosocial factor in modern dentistry

Module 2. Aesthetic Diagnosis

- ♦ Perform aesthetic analysis from the measurement of different facial, dental and gingival parameters
- ♦ Provide the student with the tools to correctly measure dental color
- ♦ Provide the dentist with analog and digital techniques to communicate the aesthetic analysis to their patients
- ♦ Evaluate tooth color and be able to transmit it to the laboratory technician

Module 3. Conservative. Cariology. Endodontic Tooth

- ♦ Update the dentist's knowledge of the main techniques of analysis and prevention in cariology
- ♦ Perform a detailed analysis of the evolution of modern restorative materials
- ♦ Acquire knowledge of the main obturation techniques in restorative dentistry
- ♦ Define the etiopathogenesis of erosive processes and dental sensitivity
- ♦ Provide the necessary auxiliary tools for the rehabilitation of lost dental tissue
- ♦ Know the different materials for restorative use based on modern concepts of cariology
- ♦ Understand the particularity of the endodontic tooth and to know the different direct and indirect methods of reconstruction

Module 4. Principles of Adhesion

- ♦ Update the classification of the different adhesive systems, from the current scientific evolution and under a practical application
- ♦ Establish the necessary skills for the adequate selection of the adhesive agent for each clinical situation
- ♦ Know the periodontal structures involved in adhesive treatments

Module 5. Whitening

- ♦ Typify the different bleaching materials and application techniques that are currently available
- ♦ Determine an action protocol for each clinical situation
- ♦ Establish the limits, advantages, and disadvantages of each technique in whitening
- ♦ Be able to apply bleaching techniques in a multidisciplinary context
- ♦ Protocol the different bleaching techniques for each clinical situation

Module 6. Waxing

- ♦ Define the main waxing techniques, the appropriate instrumentation and different materials
- ♦ Establish the main anatomical characteristics of each tooth and their practical implications
- ♦ Explain the appropriate procedures for waxing anterior and posterior teeth
- ♦ Train the dentist in the integration of mock-up procedures

Module 7. Applied periodontology

- ♦ To update knowledge in periodontics applied to restorative dentistry and prosthodontics
- ♦ Provide the dentist with the adequate analysis tools for the selection of the appropriate technique for each clinical situation
- ♦ Determine the most common techniques for clinical crown lengthening procedures
- ♦ Establish protocols for the standardization of cases regarding the etiopathogenesis of gingival disharmony

Module 8. Composites

- ♦ Establish a practical classification of the different materials found in the industry
- ♦ Define the most frequent techniques Employees in the direct application of composite resins
- ♦ Provide the dentist with the tools that will facilitate the application of these techniques
- ♦ Present different clinical cases addressing the situations that can be found in type III, IV and V restorations as , well as smile designs
- ♦ Know the characteristics, properties, advantages and disadvantages of the different types of composites for direct restoration

Module 9. Porcelain

- ♦ Protocolize the finishing and polishing sequences explaining the importance of these procedures for the final perception of the restoration and its longevity
- ♦ Provide the dentist with tools that allow them to stereotype the patient and to establish an adequate maintenance schedule for each patient
- ♦ Classify in a practical way the different materials available to the dentist for the realization of all-ceramic prostheses
- ♦ Clarify the different properties of each one of the materials and their reduction needs
- ♦ Establish the advantages of digital workflows and CAD/CAM technology
- ♦ Indicate the steps to be followed for restoration using laminated fronts and full veneer crowns

Module 10. Practical occlusion

- ♦ Expand knowledge of the classical concepts of occlusion
- ♦ Protocolize the cases in which a change of occlusal scheme is required

Module 11. Minimally invasive rehabilitation

- ♦ Provide the dentist with protocols for adhesive esthetic rehabilitation using laminated fronts and full veneer crowns
- ♦ Determine which of the anatomical and physiological parameters are determinant for rehabilitation
- ♦ Assimilate limits of materials for the rehabilitation of posterior sectors with minimal intervention dentistry

Module 12. Applied orthodontics

- ♦ Define the main advances in orthodontics
- ♦ Clarify which would be the most appropriate techniques for each clinical situation
- ♦ Establish the limits of extrusion and intrusion movements and understand their management in a multidisciplinary context

Module 13. Photography

- ♦ Define the main parameters for obtaining a quality dental photograph
- ♦ Provide the dentist with the necessary knowledge to select the appropriate acquisition and illumination material
- ♦ Understand digital photography as a tool used to communicate with the patient and as an essential tool for dissemination in the conception of modern dentistry
- ♦ Clarify the importance of clinical photography as a communicative tool
- ♦ Indicate the different protocols of photographic work and know the materials used for it

Module 14. Aesthetic implantology

- ♦ Classify the different defects that can be found when facing a rehabilitation on implants
- ♦ Know the different techniques for hard and soft tissue regeneration in implant rehabilitation

Module 15. Perioral aesthetics

- ♦ Differentiate the distinct types of implant prostheses and when provisionalization is necessary
- ♦ Recognize the different anatomical structures involved in the design of perioral aesthetics
- ♦ Be able to from apply the most appropriate filling technique for each clinical situation

04 Skills

Throughout the course of this Hybrid Professional Master's Degree, the dentist will acquire a series of new competencies in the area of adhesive esthetics. So, this program will mean a great advance for him, since it will allow him to incorporate to his private practice or clinic all the techniques that are now highly demanded by numerous patients who are looking for an improvement in their personal image.





“

Perfect your professional work in esthetic dentistry thanks to this Hybrid Professional Master's Degree"



General Skills

- Handle the different materials and tools to perform the most frequently used techniques
- Possess a critical capacity based on scientific evidence to discern which would be the most appropriate procedure in each clinical situation
- Apply each of the techniques described
- Provide the student with learning tools that allow them to protocolize each treatment
- Value their skills for proper decision-making
- Apply these techniques and knowledge in a multidisciplinary work context

“

Thanks to this qualification, you will master the most up-to-date protocols and materials used to carry out numerous dental procedures focused on esthetics”





Specific Skills

- ♦ Understand the importance of the psychosocial factor in the perception of aesthetic subjectivity
- ♦ Evaluate tooth color and be able to transmit the information to the laboratory
- ♦ know different materials for their restorative use based on modern concepts of cariology
- ♦ Master the techniques of absolute isolation for the realization of all adhesive procedures
- ♦ Analyze particularity of the endodontic tooth and know the different direct and indirect reconstruction methods
- ♦ Identify the reality of modern adhesives and thus be able to discern which is the most appropriate technique for each clinical situation and for each type of substrate or material
- ♦ Differentiate the different materials and techniques used in tooth whitening procedures
- ♦ integrate whitening procedures in a multidisciplinary dentistry context
- ♦ Protocol the different bleaching techniques for each clinical situation
- ♦ Know the periodontal structures involved in adhesive treatments
- ♦ Establish protocols for the standardization of cases regarding the etiopathogenesis of gingival disharmonies
- ♦ Perform different clinical crown lengthening techniques
- ♦ Determine characteristics, properties, advantages and disadvantages of the different types of composites for direct restoration
- ♦ Elaborated a modern and practical classification for the proper selection of ceramic restorative material based on a thorough knowledge of the properties and characteristics of the ceramic material
- ♦ Establish working protocols for tooth reduction according to the principles of minimal intervention
- ♦ Elaborate a detailed description of the appropriate techniques for taking impressions manually and digitally
- ♦ Establish updated cementation protocols depending on each clinical situation
- ♦ plan and execute minimal intervention adhesive rehabilitation protocols
- ♦ Indicate the most suitable materials for each clinical situation in protocols for vertical dimension recovery
- ♦ Conceive digital photography as a tool used to communicate with the patient and as an essential tool for dissemination in the conception of modern dentistry
- ♦ Management techniques for hard and soft tissue regeneration in implant rehabilitation
- ♦ Be able to from apply the most appropriate filling technique for each clinical situation

05

Course Management

The complex and innovative area of aesthetic dentistry demands the best specialists in order to provide the professional with an update. For this reason, TECH has been responsible for selecting and bringing together leading international experts to provide dentists with the latest developments in the field. Thus, thanks to this Hybrid Professional Master's Degree teaching staff, professionals will have the most advanced tools and techniques at their disposal to increase the services provided in their clinic or practice.



“

The best teaching staff brings you the latest developments in adhesive aesthetic dentistry, allowing you to offer new procedures in your practice or clinic"

Management



Dr. Ilzarbe Ripoll, Luis María

- ◆ Expert Dentist in Aesthetic Dentistry
- ◆ Esthetic Dentist in Ilzarbe García-Sala Dental Clinic
- ◆ Speaker at dental conferences
- ◆ Degree in Dentistry from the University of Valencia
- ◆ Master in Oral Implantology at the University of Paris V and D.U.I at the University of Toulouse Paul Sabatier
- ◆ Professional Master's Degree in Prosthodontics and Occlusion
- ◆ Expert in all-ceramic prosthesis from the Complutense University of Madrid

Professors

Dr. Lasso Cortés, Aitor

- ◆ Postgraduate Diploma in Dental prosthesis
- ◆ Founder of 3DentalStudio
- ◆ Superior Technician in Dental Prosthesis
- ◆ Dental Prosthodontics Higher Degree Students Award

Dr. Devís García, Alejandro

- ◆ Dentist Specialized in Orthodontics
- ◆ Orthodontist in Dr. Devis OclusionLab Dental Clinic
- ◆ Associate professor in postgraduate studies
- ◆ Graduated in Dentistry at the Catholic University of Valencia San Vicente Martir
- ◆ Professional Master's Degree in Orthodontics and Dentofacial Orthopedics

Dr. Villanueva Ortiz, Andrés

- ◆ Dentist Specializing in Dental Aesthetics and Endodontics
- ◆ Dentist at Iberdent Dental Clinic Dres. Villanueva
- ◆ Teacher in postgraduate courses related to Endodontics and Dental Aesthetics
- ◆ Graduated in Dentistry at the Catholic University of Valencia San Vicente Martir
- ◆ Professional Master's Degree in Endodontics from the University of Valencia
- ◆ Professional Master's Degree in Implantology and Prosthodontics CIDESID
- ◆ Member of the AEDE and the Spanish Society of Stomatological Prosthetics and Dental Aesthetics

Dr. Fons Badal, Carla

- ◆ Expert Dentist in Periodontics and Implant Dentistry
- ◆ Author of diverse articles of research published in scientific journals
- ◆ Associate professor in undergraduate studies
- ◆ PhD in Dentistry from the University of Valencia
- ◆ Degree in Dentistry from the University of Valencia
- ◆ Master's Degree in Periodontics and Implants from the University of Valencia

Dr. Fuset Fernández, Carlos

- ◆ Stomatology Specialist
- ◆ Medical Specialist in Stomatology at the Fuset Dental Clinic
- ◆ professor in postgraduate studies
- ◆ Professional Master's Degree in Orofacial Pain and Craniomandibular Dysfunction by the San Pablo-CEU University

Dr. Pérez Sánchez, Davinia

- ◆ General Dentist
- ◆ General Dentist in Dr. Marta Camps Clinic
- ◆ General Dentist at Clínica Dental Dra. Miralles
- ◆ University professor linked to the field of dentistry
- ◆ Coordinator of university studies in Dentistry
- ◆ Master's Degree in Forensic Medicine from the University of Valencia
- ◆ University Diploma in Periodontics from the Complutense University of Madrid

Dr. Villanueva Ortiz, Diana

- ◆ Dentist Specializing in Endodontics
- ◆ Endodontist at María Izquierdo Dental Clinic
- ◆ Endodontist at Márquez Dental Clinic
- ◆ Collaborating teacher in postgraduate studies in Endodontics
- ◆ Graduated in Dentistry at the University of Valencia
- ◆ Professional Master's Degree in Endodontics at the University of Valencia

Dr. Sala Santamants, Faustino

- ◆ Oral Surgeon in Ebreclínic Dental Clinic
- ◆ University professor related to the area of Dentistry
- ◆ PhD in Dentistry at the Catholic University of Valencia San Vicente Martir
- ◆ Official Master's Degree in University Training and Research by the Catholic University of Valencia
- ◆ Comprehensive Master's Degree in Surgery and Implantology
- ◆ Professional Master's Degree in Restorative Dentistry and Endodontics by the University of Valencia

Dr. Vella, Giovanni

- ◆ Dentist at Dr. Fuset Dental Clinic
- ◆ Teaching in undergraduate studies
- ◆ Specialist in the Department of Emergency Surgery and First Aid in the San Matteo Polyclinic
- ◆ Graduated in Medicine and Surgery at the Facoltà di Medicina e Chirurgia di Pavia
- ◆ Degree in Dentistry from the University of Valencia
- ◆ Advanced Clinical Orthodontics Technical Certification

Dr. Amengual Lorenzo, José

- ◆ Dentist Specializing in Dental Aesthetics and Teeth Whitening
- ◆ Dentist in the Dental Clinic Vinalesa
- ◆ Co-author of 5 books on dental whitening
- ◆ Postgraduate Teacher in various national and international faculties
- ◆ Author of numerous groups in dentistry publications in the national and international field
- ◆ Vice-president of the Spanish Society of Conservative Dentistry
- ◆ Winner of 20 awards for scientific communications and publications
- ◆ PhD in Dentistry from the University of Valencia

Dr. Barbosa Orellana, José Luis

- ◆ Medical Expert in Aesthetic Medicine
- ◆ Aesthetic Physician at Novosalud
- ◆ Medical Coordinator in emergency services 061 in the region of Murcia
- ◆ Emergency Physician at the Clinical University Hospital Virgen de la Arrixaca
- ◆ Professional Master's Degree in Aesthetic Medicine from the University of Valencia and the Spanish Society of Aesthetic Medicine
- ◆ Member of the Spanish Society of Aesthetic Medicine

Dr. Miralles Ferragud, María

- ◆ Specialized Dentistry Teacher
- ◆ Degree in Dentistry from the University of Alfonso X el Sabio
- ◆ Professional Master's Degree in Surgery, Periodontics and Implants at the Alfonso X El Sabio University
- ◆ Professional Master's Degree in University Research Training at the Catholic University of Valencia San Vicente Mártir
- ◆ Postgraduate Diploma in Legal and Forensic Dentistry and Assessment of Dento-Facial Damage by the Alfonso X El Sabio University

Dr. Lahuerta Aranda, Pablo

- ◆ Medical Director at Dr. Lahuerta Dental Clinic
- ◆ Oral Surgeon in Bétera Dental
- ◆ Oral surgeon and prosthodontist at Clínica ViaSalud
- ◆ Oral surgeon and implantologist and expert in Prosthodontics at Clínica Dental Doctores Gandía & Aguiló - Identis
- ◆ Teaching in undergraduate studies
- ◆ Professional Master's Degree in Occlusion and Implant Prosthetics at ESI Barcelona
- ◆ Professional Master's Degree in Oral Surgery and Implantology at UCV
- ◆ Postgraduate Diploma in Advanced Oral Implant Dentistry at UCV



Dr. Rico Cardenal, Alberto

- ◆ Co-director of the A2 Dental Mallorca clinic
- ◆ Dentist specialized in Implantology, Oral Surgery and Prosthodontics at Clinica Dental Branemark
- ◆ General Dentist at Clínica Especialidades Dentales Dr. Emilio Sánchez Talaverano
- ◆ General Dentist at Dental Clinic Dra. M^a Carmen Miralles
- ◆ Co-director and teacher of the Annual Course on Implant Prosthetics at IPF for dentists
- ◆ Professional Master's Degree in Advanced Oral Implantology at the European University of Madrid
- ◆ Honorable Mention by the Spanish Society of Implantology

Dr. Pérez Roig, Carlos

- ◆ Expert Dentist in microscopic Dentistry
- ◆ Dentist at RR Dentistry
- ◆ Graduated in Dentistry at the Catholic University of Valencia San Vicente Martir
- ◆ Professional Master's Degree in Endodontics from the University of Valencia
- ◆ Superior Technician in Dental Prosthesis

Dr. Veres Jordá, Jesús

- ◆ Dentist Specialized in Orthodontics
- ◆ Orthodontist at Clinica Dental Soler
- ◆ Degree in Dentistry from Cardenal Herrera-CEU University
- ◆ Official University Master's Degree in Orthodontics and Dentofacial Orthopedics at the Universidad Cardenal Herrera-CEU
- ◆ Invisalign Diamond Distinction
- ◆ Member of SEDO, AESOR, SEDA, and WFO

06

Educational Plan

Throughout this Hybrid Professional Master's Degree in Aesthetic Adhesive Dentistry, the specialist will be able to deepen in the latest advances in the discipline, since this program will lead him through an itinerary in which aspects such as biomimetics, rehabilitation of the endodontic tooth, adhesion to materials for indirect restoration, tooth whitening or techniques and appliances for the development of wax patterns, among many others, will be known.



A close-up photograph of a person's mouth, showing their teeth. A dental procedure is being performed, with a blue light source illuminating the teeth. The image is partially obscured by a diagonal purple and white graphic element.

“

Through an excellent syllabus, you will acquire the theoretical knowledge with the highest professional applicability in the market in Adhesive Aesthetic Dentistry"

Module 1. Aesthetic Dentistry

- 1.1. Definition of Aesthetic Dentistry. Therapeutic Tools in a Multidisciplinary Concept
 - 1.1.1. Armamentarium Specialties
 - 1.1.2. Multidisciplinary Work Protocols
 - 1.1.3. Patient Standardization
- 1.2. Psychosocial Influence, Patients' Needs. Treatment Demand Statistics
 - 1.2.1. Demand Analysis
 - 1.2.2. Treatments and Perspectives
 - 1.2.3. The Concept of Minimally Invasive

Module 2. Aesthetic Diagnosis

- 2.1. Aesthetic Analysis. Principles of Biomimetics
 - 2.1.1. Facial Analysis
 - 2.1.2. Smile Analysis
- 2.2. Color Theory. Diagnostic Tools
 - 2.2.1. The Nature of Color
 - 2.2.2. Color Parameters
 - 2.2.3. Estimation Technique (Subjective) with Analog Guidance
 - 2.2.4. Other Factors Which Influence Perception
 - 2.2.5. Color Matching Clinical Process
 - 2.2.6. Objective Methods of Chromatic Estimation (Digital Guides)
- 2.3. Practical Application of Color
 - 2.3.1. Practical application of dental color and shade guides
 - 2.3.2. Clinical Protocol for Successful Color Imaging
 - 2.3.3. Dental Stains
 - 2.3.4. Color as a Key Factor in Decision-Making with Composite Resins
 - 2.3.5. Color as a Key Factor in Decision-Making with Dental Ceramics
- 2.4. Communication with the Patient
 - 2.4.1. Current Diagnostic Tools. Communication Software
 - 2.4.2. *Mock-up* of Direct Application Vs. Digital Stimulation



Module 3. Conservative. Cariology. Endodontic Tooth

- 3.1. Introduction to Modern Cariology
 - 3.1.1. Classification and Etiopathogenesis
 - 3.1.2. Diagnostic Tools and Early Detection
- 3.2. Nature of Materials for Direct Restoration
 - 3.2.1. Introduction: Dental Composites as Direct Restorative Materials
 - 3.2.2. History and Background of Dental Composites
 - 3.2.3. Evolution and Classifications
 - 3.2.4. Other Types of Dental Composites
 - 3.2.5. Properties of Dental Composites
 - 3.2.6. *Core Build-Up* Type Composites
- 3.3. Auxiliary Methods for Direct Restoration
 - 3.3.1. Biomechanical Concepts
 - 3.3.2. Classification of Posts
 - 3.3.3. Evolution of the Concepts of Retention and Resistance
 - 3.3.4. Restoration
 - 3.3.5. Clinical use of fiber posts
 - 3.3.6. Aspects to take into account
 - 3.3.7. Preparation of the space for the post
- 3.4. Absolute Isolation as a Standard in Restoration
 - 3.4.1. Dental Dam
 - 3.4.2. Instruments and Accessories
- 3.5. Tooth Sensitivity and Erosion. Realities
 - 3.5.1. Tooth Sensitivity (Dental Hypersensitivity)
 - 3.5.2. Etiopathogenesis
 - 3.5.3. Physiological and pathological mechanisms of the pulp response
 - 3.5.4. Patient Treatment and Education
 - 3.5.5. Erosive Pathology. Etiopathogenesis. Treatment

- 3.6. Reconstruction of the endodontically treated tooth
 - 3.6.1. Biological Properties of Devitalized Teeth
 - 3.6.2. Intraconduit Restraint Systems
 - 3.6.3. Viability Criteria
- 3.7. Rehabilitation of Endodontic Teeth
 - 3.7.1. Rehabilitation of Anterior Endodontic Teeth
 - 3.7.2. Rehabilitation of Posterior Endodontic Teeth
- 3.8. Polymerization Units
 - 3.8.1. The Effect of Lamps. Objective Measurement
 - 3.8.2. Restorative and Prosthodontic Perspectives

Module 4. Principles of Adhesion

- 4.1. Adhesive Dentistry. Background and Perspectives
 - 4.1.1. Classification of Adhesives by Generations
 - 4.1.2. Classical Classification of Dental Adhesives based on the Time of Appearance
 - 4.1.3. Mechanisms of Adhesion of Conventional Adhesives
 - 4.1.4. Mechanism of Adhesion of Self-Etching Adhesives
- 4.2. Adhesion to Different Substrates
 - 4.2.1. Mechanisms of Adhesion
 - 4.2.2. Adhesion to Dental Tissues
- 4.3. Adhesive Dentistry for Different Materials
 - 4.3.1. Intraductal adhesion
 - 4.3.2. Adhesion to indirect restorative materials
- 4.4. Cement in Dentistry
 - 4.4.1. Classification of Cements
 - 4.4.2. Decision Making
 - 4.4.3. Equipment and Techniques

Module 5. Whitening

- 5.1. Teeth Whitening
 - 5.1.1. Etiopathogenesis of the Different Dental Discolorations
 - 5.1.2. Tooth Whitening Techniques and Materials. Therapeutic Protocols
- 5.2. Vital Tooth Whitening
 - 5.2.1. Techniques in the Consultation
 - 5.2.2. Home Techniques
- 5.3. Non-Vital Tooth Whitening
 - 5.3.1. Non-Vital Techniques in the Clinic and at Home
 - 5.3.2. Other Measures to Consider in Non-Vital Whitening Techniques
- 5.4. Multidisciplinary Treatment Protocols and Future Perspectives
 - 5.4.1. Tooth Whitening as a Therapeutic Support
 - 5.4.2. New Treatment Perspectives

Module 6. Waxing

- 6.1. Waxing Techniques. Materials and Instruments
 - 6.1.1. Waxes
 - 6.1.1.1. Properties of Waxes
 - 6.1.1.2. Types of Wax-Up
 - 6.1.1.3. Features of Waxes
 - 6.1.2. Techniques and Equipment for Wax Pattern Making
 - 6.1.2.1. Terminology
 - 6.1.2.2. Parameters
 - 6.1.2.3. Tooth Trajectory
 - 6.1.3. Principles Required for the Technique
- 6.2. Anatomy and Wax-Up of Posterosuperior Teeth
 - 6.2.1. Anatomy and wax-up of first and second upper premolars
 - 6.2.1.1. Common Features
 - 6.2.1.2. Maxillary First Premolar
 - 6.2.1.3. Maxillary Second Premolar

- 6.2.2. Anatomy and wax-up of first and second lower molars
 - 6.2.2.1. Common Features
 - 6.2.2.2. Maxillary First Molar
 - 6.2.2.3. Maxillary Second Molar
- 6.3. Anatomy and Wax-Up of Posteroinferior Teeth
 - 6.3.1. Anatomy and wax-up of first and second upper premolars
 - 6.3.1.1. Common Features
 - 6.3.1.2. Mandibular First Premolar
 - 6.3.1.3. Mandibular Second Premolar
 - 6.3.2. Anatomy and wax-up of first and second lower molars
 - 6.3.2.1. Common Features
 - 6.3.2.2. Mandibular First Molar
 - 6.3.2.3. Mandibular Second Molar
- 6.4. Anatomy and Wax-Up of Anterosuperior Teeth
 - 6.4.1. Anatomy and wax-up of the maxillary central incisors
 - 6.4.2. Anatomy and wax-up of the maxillary lateral incisors
 - 6.4.3. Anatomy and Wax-Up of the Maxillary Canines
- 6.5. Anatomy and Wax-Up of Anteroinferior Teeth
 - 6.5.1. Anatomy and wax-up of the mandibular incisors
 - 6.5.2. Anatomy and Wax-Up of the Mandibular Canines
- 6.6. Practical Application of Anatomical Waxing
 - 6.6.1. Effective Clinical-Laboratory Communication
 - 6.6.2. Technique for Creating the Mock-Up
 - 6.6.3. The Mock-Up as a Communicative and Technical Tool
 - 6.6.4. The Mock-Up as a Diagnostic and Technical Tool

Module 7. Applied periodontology

- 7.1. Aesthetic gingival analysis Symmetries/Asymmetries
 - 7.1.1. Modern Concept of Gingival Biotype. Update on the Definition of Biological Space
 - 7.1.2. Horizontal and Vertical Disharmonies. Classification
 - 7.1.3. Gingival Discoloration
- 7.2. Etiopathogenesis of Gingival Disharmonies
 - 7.2.1. Gingival Analysis
 - 7.2.2. Predisposing Factors and Causal Factors
- 7.3. Basic and Advanced Periodontal Stabilization
 - 7.3.1. Introduction and Classification
 - 7.3.2. Causes of Periodontal Disease
 - 7.3.3. Basic Periodontal Treatment
 - 7.3.4. Resection Techniques
 - 7.3.5. Predictability and Long-Term Results
- 7.4. Alternative Treatments
 - 7.4.1. Indications
 - 7.4.2. Surgical Techniques
 - 7.4.3. Gingivectomy
 - 7.4.4. Crown Lengthening
 - 7.4.5. Instruments and Materials
 - 7.4.6. Limits and Perspectives
- 7.5. Multidisciplinary treatment of gingival smile
 - 7.5.1. Causes of Gingival Smile
 - 7.5.2. Predisposing Bone Factors
 - 7.5.3. Orthodontic Movements
 - 7.5.4. Applicable Surgical Treatments

Module 8. Composites

- 8.1. Materials for Direct and Indirect Restoration
 - 8.1.1. Biocompatibility and Future Prospects
 - 8.1.2. Physical and Aesthetic Properties. Ceramics and Composites
- 8.2. Techniques
 - 8.2.1. Freehand Technique
 - 8.2.2. Layering Technique Through the Use of Palatal Keys in the Anterior Sector
 - 8.2.3. Injection Technique
 - 8.2.4. Indirect Aesthetic Rehabilitation Techniques
- 8.3. Direct layering in the anterior sector by using palatal keys
 - 8.3.1. The Importance of Waxing. Communication and Treatment Guide
 - 8.3.2. Silicone Guide and Reduction Wrenches
 - 8.3.3. Step by Step Technique, Classes III, IV, and V
- 8.4. Direct Stratification Technique for Single Cases
 - 8.4.1. Changes in Proportions
 - 8.4.2. Agenesis of Maxillary Lateral Incisors
 - 8.4.3. Discoloration
 - 8.4.4. Closure of Diastemas
- 8.5. Smile design with direct composites
 - 8.5.1. Smile Design
 - 8.5.2. Treatment Protocols
- 8.6. Finishing and Polishing
 - 8.6.1. Determining and Instrumental Factors
 - 8.6.2. Finishing and polishing sequence and procedure
- 8.7. Maintenance
 - 8.7.1. Influence of Certain Extrinsic Factors on Long-Term Outcome
 - 8.7.2. Action protocols and maintenance guidelines
- 8.8. Exemplification with Different Restorative Systems
 - 8.8.1. American Systems
 - 8.8.2. European Systems
 - 8.8.3. Japanese Systems
 - 8.8.4. Selection Criteria

- 8.9. Direct Restoration as a Support to the Other Specialties
 - 8.9.1. Composite Resins in Anterior Teeth
 - 8.9.2. Techniques for compensation of proportions and spaces
 - 8.9.2.1. Conservative or Non-Restoration Techniques
 - 8.9.2.2. Additive/Restoration Techniques
 - 8.9.2.3. Non-Conservative Techniques
 - 8.9.3. Aesthetic Dentistry as a Support to the Other Specialties
 - 8.9.3.1. Cosmetics as a Complement to Orthodontics
 - 8.9.3.2. Cosmetics as a Complement in Periodontal Treatments
 - 8.9.3.3. Cosmetics as a Complement in Rehabilitation Treatments
- 8:10. Indirect Composites. Techniques and Protocols
 - 8.10.1. Materials and Methodology
 - 8.10.2. Provisionalization and Measures
 - 8.10.3. Advantages and Disadvantages

Module 9. Porcelain

- 9.1. Materials for Rehabilitation in All-Ceramic Prosthetics
 - 9.1.1. Classical classification and properties of porcelains for dental use
 - 9.1.2. Modern Classification and Properties of New Materials
- 9.2. Technical Specifications of the Materials
 - 9.2.1. Reduction Requirements for Preparing Teeth for Restoration with Different Materials
 - 9.2.2. Rotary Tools for Tooth Reduction
 - 9.2.3. Anatomic-Physiological and Optical Conditions of the Materials
- 9.3. Impressions for Fixed Prosthesis Rehabilitation
 - 9.3.1. Definition and Classification of Materials
 - 9.3.2. Impression Techniques
 - 9.3.3. Displacement of Gingival Tissues

- 9.4. Aesthetic Rehabilitation Using Laminates
 - 9.4.1. Step-by-Step Technique
 - 9.4.2. Material Selection. The Importance of the Substrate
 - 9.4.3. Tooth Preparation, Intraoperative Tooth Treatment, and Provisionalization
 - 9.4.4. Definitive Cementation. Materials and Techniques
- 9.5. Laboratory Procedure for the Manufacture of Laminated Fronts
 - 9.5.1. Definitive Impressions and Communication with the Laboratory
 - 9.5.2. Laboratory Techniques for Manufacturing Laminates
- 9.6. Aesthetic rehabilitation with full veneer crowns
 - 9.6.1. Step-by-Step Technique
 - 9.6.2. Material Selection. The Importance of the Substrate
 - 9.6.3. Tooth Preparation, Intraoperative Tooth Treatment, and Provisionalization
 - 9.6.4. Definitive Cementation. Materials and Techniques
- 9.7. Laboratory Procedure for Producing Full Veneer Crowns
 - 9.7.1. Definitive Impressions and Communication with the Laboratory
 - 9.7.2. Laboratory Techniques for Manufacturing Full Veneer Crowns
- 9.8. Computer-Assisted Aesthetic Dentistry
 - 9.8.1. Main CAD/CAM Systems, Properties and Characteristics
 - 9.8.2. The Power of Biocopy, Biomimetic Applications
 - 9.8.3. Future Trends and 3D Printing
- 9.9. Monolithic Techniques
 - 9.9.1. Indications and Protocols
 - 9.9.2. Make-Up and Subsequent Characterization
- 9:10. New Trends in Ceramic Prosthetics
 - 9.10.1. Vertical Carving. Indications and Disadvantages of the Technique
 - 9.10.2. Biologically oriented preparation technique (BOPT)

Module 10. Practical occlusion

- 10.1. Modern Concepts of Occlusion
 - 10.1.1. Anterior and Canine Guided and Group Function
 - 10.1.2. Occlusal Interferences in Laterality: On the Working Side
 - 10.1.3. Occlusal Interferences in Laterality: On the Balance Side
 - 10.1.4. Protrusive Interferences
 - 10.1.5. Centric Relation
 - 10.1.6. Premature Contact, Retracted Contact Position (RC), Centric Relation Occlusion or Centric Relation Interference
- 10.2. The implication of occlusion in rehabilitation
 - 10.2.1. Etiological Factors Implicated in CMD
 - 10.2.2. Systemic Pathophysiological Factors
 - 10.2.3. Psychosocial Factors and Emotional Tension
 - 10.2.4. Parafunctions
 - 10.2.5. Trauma
 - 10.2.6. Constant Pain
 - 10.2.7. Relation Between Occlusion and CMD
- 10.3. Selective Grinding
 - 10.3.1. The Rule of Thirds
 - 10.3.2. Indications
 - 10.3.3. Sequence of Selective Milling in Centric
 - 10.3.4. Sequence of Milling in Eccentric Movements
 - 10.3.5. Protrusive Milling Sequence
 - 10.3.6. Therapeutic Objectives

Module 11. Minimally invasive rehabilitation

- 11.1. Concepts in Oral Adhesive Rehabilitation
 - 11.1.1. Principles of Rehabilitations with Minimally Invasive Restorations
 - 11.1.2. Vertical Dimension of Occlusion
- 11.2. Occlusion in adhesive rehabilitation
 - 11.2.1. Record Taking and Diagnostic Model Management
 - 11.2.2. Need for Articulator and Face-Bow Mounting
 - 11.2.3. Deprogramming and provisionalization as a control tool
 - 11.2.4. Stabilization for Long-Term Maintenance
- 11.3. Materials and Indications
 - 11.3.1. Update on Tooth Reduction for Inlays and Onlays
 - 11.3.2. Criteria for Selecting Restoration Material. Restoration Systems for Posterior Sectors
- 11.4. Techniques to increase the vertical dimension of occlusion with direct resins
 - 11.4.1. Material and Protocols
 - 11.4.2. Technical Procedure
 - 11.4.3. Limits, Advantages, and Disadvantages
- 11.5. Techniques to increase the vertical dimension of occlusion with indirect resins
 - 11.5.1. Material and Protocols
 - 11.5.2. Technical Procedure
 - 11.5.3. Limits, Advantages, and Disadvantages
- 11.6. Techniques to increase the vertical dimension of occlusion with porcelains
 - 11.6.1. Material and Protocols
 - 11.6.2. Technical Procedure
 - 11.6.3. Limits, Advantages, and Disadvantages
- 11.7. Laboratory Procedures for Changes in Vertical Dimension
 - 11.7.1. Procedures for Rehabilitation with Composites
 - 11.7.2. Procedures for Rehabilitation with Porcelain

Module 12. Applied orthodontics

- 12.1. New Orthodontic Systems. Update
 - 12.1.1. History of Aligners
 - 12.1.2. Current Use of Transparent Retainers
- 12.2. Dynamic Principles of Torque and the Biological Consequences
 - 12.2.1. Practical Applications
 - 12.2.2. The Orthodontic Specialty as a Value Generator
- 12.3. Intrusion Extrusion Parameters
 - 12.3.1. Pressure Points
 - 12.3.2. Introduction to Attachments
 - 12.3.2.1. Optimized Attachments
 - 12.3.2.2. Conventional Attachments
 - 12.3.2.3. Hierarchy of Attachment Placement According to the Movement to be Performed Per Tooth
 - 12.3.2.4. Usual Movements, Which Prevent the Placement of Attachments
 - 12.3.2.5. Attachment Placement
- 12.4. The Use of Invisible Aligners in Aesthetic Dentistry
 - 12.4.1. Protocols and Limits
 - 12.4.2. Integration in Other Specialties

Module 13. Photography

- 13.1. Digital Photography
 - 13.1.1. Light Theory
 - 13.1.1.1. How is a Photograph Created?
 - 13.1.2. Technical Concepts
 - 13.1.2.1. Aperture opening ("F")
 - 13.1.2.2. Depth of Field
 - 13.1.2.3. Exposure Modes
 - 13.1.2.4. Approach
 - 13.1.2.5. Focal Length
 - 13.1.2.6. Shutter Speed ("SS")
 - 13.1.2.7. Sensitivity ("ISO")
 - 13.1.2.8. Exhibition
 - 13.1.2.9. Configuring the File Format
 - 13.1.3. Color Theory
 - 13.1.3.1. Color Space
 - 13.1.3.2. Color Dimensions
 - 13.1.3.3. Optical Phenomena
- 13.2. Equipment
 - 13.2.1. Cameras
 - 13.2.2. Artificial Illumination Methods
 - 13.2.3. Photography Support Systems
- 13.3. Applied Dental Photography
 - 13.3.1. Extraoral Dental Photography
 - 13.3.2. Intraoral Dental Photography
 - 13.3.3. Laboratory Photography and Models
- 13.4. The Importance of Photography as a Communication Tool
 - 13.4.1. Communication with the Patient
 - 13.4.2. Communication with the Laboratory

Module 14. Aesthetic implantology

- 14.1. Current Concepts in Dental Implantology
 - 14.1.1. Influence of Macroscopic Design
 - 14.1.2. Prosthodontic Connections
 - 14.1.3. Types of implant prostheses
- 14.2. Standards of Success in Implant Dentistry
 - 14.2.1. Pink and White Aesthetic Indexes
 - 14.2.2. Classifications of the different volumetric defects
 - 14.2.3. Definition of Surgical Times. Techniques, Advantages, and Disadvantages
 - 14.2.4. Prosthetic Loading Times. Techniques, Advantages, and Disadvantages
- 14.3. Tissue Regeneration
 - 14.3.1. Bone Regeneration. Techniques and Application
 - 14.3.1.1. Types of Membranes
 - 14.3.1.2. Bone Regeneration Techniques in the Aesthetic Sector
 - 14.3.2. Soft Tissue Regeneration. Techniques and Application
 - 14.3.2.1. Free Gingival Grafting
 - 14.3.2.2. Connective Tissue Grafting for Increased Volume
 - 14.3.2.3. Connective Tissue Grafting to Cover a Recession in Implants
- 14.4. Integration of Implantology in a Multidisciplinary Context
 - 14.4.1. Spatial and Volumetric Decision-Making
 - 14.4.2. Lateral Incisor Agensis
 - 14.4.2.1. Types of Membranes
 - 14.4.2.2. Bone Regeneration Techniques in the Aesthetic Sector
 - 14.4.3. Provisionalization and Manufacturing Techniques
 - 14.4.3.1. Provisional Fixed Prosthesis on Teeth
 - 14.4.3.2. Removable Provisional Prosthesis
 - 14.4.3.3. Provisional Fixed Prosthesis on Implants
 - 14.4.3.4. Materials in Provisional Prosthesis

Module 15. Perioral aesthetics

- 15.1. Anatomy of the Facial, Labial, and Perioral Region
 - 15.1.1. Facial Bones
 - 15.1.2. Masticatory and Facial Muscles
 - 15.1.3. Superficial Musculoaponeurotic System (SMAS)
- 15.2. Filler Materials and Infiltration Techniques
 - 15.2.1. Classification of Filler Materials
- 15.3. Basic infiltration techniques with medium density filler materials
 - 15.3.1. Patient Selection
 - 15.3.2. Methodology
 - 15.3.3. Basic Infiltration Techniques
 - 15.3.4. Barcode Treatment (Perioral Wrinkles)
 - 15.3.5. Lip Treatment: Profiling. Projection. Eversion
 - 15.3.6. Treatment of the Nasolabial Fold and Marionette Fold
- 15.4. Basic infiltration techniques with high-density filler materials
 - 15.4.1. General Rules
 - 15.4.2. Anesthesia. Nerve Blocker
 - 15.4.3. Infraorbital Nerve
 - 15.4.4. Mental Nerve
 - 15.4.5. Common Indications with High Density Filler Materials
 - 15.4.6. Nasolabial Folds
 - 15.4.7. Lip
 - 15.4.8. Marionette Lines
 - 15.4.9. The Jaw and the Chin

07

Clinical Internship

Upon completion of the online phase of this program, the specialist will have the opportunity to complete a 3-week intensive stay in a prestigious dental clinic. This way, they will be able to apply the techniques and procedures acquired in a real environment, with real patients and with the accompaniment of dental professionals, who will ensure that the experience will be a breakthrough for the specialist enrolled in the program.





“

The intensive clinical internship will allow you to learn, in a practical way, about the latest advances in aesthetic dentistry”

The intensive internships will be developed over a period of 3 weeks, on a continuous basis, and with consecutive 8-hour days of learning at the center. Therefore, the specialist will be able to update their knowledge in a prestigious clinic, while applying the latest techniques in this discipline, acquired in the online phase of the program. Likewise, the dentist will always be accompanied by other specialists focused on this area, so that he/she will have, at all times, the best advice to carry out their professional work.

In this practical phase, the activities are aimed at developing and perfecting the skills necessary for the provision of esthetic treatments in the area of dentistry, and are oriented towards specific training for the practice of the activity, in a real environment and with the guidance of highly prestigious professionals.

Therefore, the professional will enjoy a face-to-face stay in a clinic, where they will be able to complete an excellent number of clinical practice activities in the field of esthetic dentistry.

The practical teaching will be carried out with the active participation of the student performing the activities and procedures of each area of competence (learning to learn and learning to do), with the accompaniment and guidance of the professors and other training partners to facilitate teamwork and multidisciplinary integration as transversal competencies for the practice of dentistry (learning to be and learning to relate).

The procedures described below will form the basis of the practical part of the training, and their implementation is subject to both the suitability of the patients and the availability of the center and its workload, with the proposed activities being as follows:





Module	Practical Activity
Aesthetic Diagnosis	Undertake facial and smile analysis to enhance aesthetic diagnosis
	Perform an aesthetic diagnosis through the use of tools such as the subjective estimation technique with analogical guidance or the objective methods of chromatic estimation
	Communicate the results of the aesthetic diagnosis to the patient through the use of communication software or direct application mock-up
Whitening	Use the most appropriate materials for each type of teeth whitening
	Apply the therapeutic protocols required to optimize the dental whitening process
	To offer the patient the best home techniques to ensure the success of teeth whitening
Waxing	To elaborate wax patterns through the use of new techniques and updated equipment
	Wax-up of molars and premolars
	Execute the waxing process on the incisors
Minimally invasive subsequent rehabilitation	Choose the restorative material based on the most updated criteria in this field
	Use of restoring systems in downstream sectors
	Increase the vertical dimension of occlusion with direct and indirect resins
Applied orthodontics	Placing transparent splints on patients to enhance their self-image
	Use optimized and conventional shortcuts
	Use invisible aligners to take care of the patient's oral health without neglecting their esthetics

Civil Liability Insurance

This institution's main concern is to guarantee the safety of the trainees and other collaborating agents involved in the internship process at the company. Among the measures dedicated to achieve this is the response to any incident that may occur during the entire teaching-learning process.

For this purpose, this educational entity undertakes to take out a liability insurance policy to cover any eventuality that may arise during the stay at the internship center.

This liability policy for interns will have broad coverage and will be taken out prior to the start of the practical training period. That way professionals will not have to worry if they have to deal with an unexpected situation and will be covered until the end of the practical program at the center.



General Conditions of the Internship Program

The general terms and conditions of the internship agreement for the program are as follows:

1. TUTOR: During the Hybrid Professional Master's Degree, students will be assigned with two tutors who will accompany them throughout the process, answering any doubts and questions that may arise. On the one hand, there will be a professional tutor belonging to the internship center who will have the purpose of guiding and supporting the student at all times. On the other hand, they will also be assigned with an academic tutor whose mission will be to coordinate and help the students during the whole process, solving doubts and facilitating everything they may need. In this way, the student will be accompanied and will be able to discuss any doubts that may arise, both clinical and academic.

2. DURATION: The internship program will have a duration of three continuous weeks, in 8-hour days, 5 days a week. The days of attendance and the schedule will be the responsibility of the center and the professional will be informed well in advance so that they can make the appropriate arrangements.

3. ABSENCE: If the students does not show up on the start date of the Hybrid Professional Master's Degree, they will lose the right to it, without the possibility of reimbursement or change of dates. Absence for more than two days from the internship, without justification or a medical reason, will result in the professional's withdrawal from the internship, therefore, automatic termination of the internship. Any problems that may arise during the course of the internship must be urgently reported to the academic tutor.

4. CERTIFICATION: Professionals who pass the Hybrid Professional Master's Degree will receive a certificate accrediting their stay at the center.

5. EMPLOYMENT RELATIONSHIP: the Hybrid Professional Master's Degree shall not constitute an employment relationship of any kind.

6. PRIOR EDUCATION: Some centers may require a certificate of prior education for the Hybrid Professional Master's Degree. In these cases, it will be necessary to submit it to the TECH internship department so that the assignment of the chosen center can be confirmed.

7. DOES NOT INCLUDE: The Hybrid Professional Master's Degree will not include any element not described in the present conditions. Therefore, it does not include accommodation, transportation to the city where the internship takes place, visas or any other items not listed

However, students may consult with their academic tutor for any questions or recommendations in this regard. The academic tutor will provide the student with all the necessary information to facilitate the procedures in any case.

08

Where Can I Do the Clinical Internship?

In order to meet the proposed objectives, TECH has selected the best dental clinics so that the specialist can get up to date in a convenient and practical way. Thus, dentists are before a great opportunity, since they will be able to work in professional environments, with real patients, and under the supervision of great experts in adhesive aesthetic dentistry. They will ultimately fulfill their goal of updating their knowledge and will later be able to incorporate all the tools they have acquired into their clinical practice.






“

*The best clinical centers are waiting
for you to complete your update”*



Students can take the practical part of this Hybrid Professional Master's Degree at the following centers:



Dentistry

Centro Médico López & Muñoz

Country	City
Spain	Almería

Management: C. San Leonardo, 6, 04800 Albox, Almería

Clinical center focused on the multidisciplinary promotion of physical and oral health.

Related internship programs:

- Comprehensive Aesthetic Medicine for Dentists
- Adhesive Aesthetic Dentistry



Dentistry

Centro Odontológico Santos Pilarica

Country	City
Spain	Valladolid

Management: P.º de Juan Carlos I, 140, 47011 Valladolid

Dental care and esthetic dentistry clinic

Related internship programs:

- Dental Clinic Management and Direction
- Adhesive Aesthetic Dentistry



Dentistry

Inari Estudio Dental

Country	City
Spain	Madrid

Management: Avenida Leganés 6, local 2B, 28921 Alcorcón, Madrid

Dental clinic and esthetic care center

Related internship programs:

- Adhesive Aesthetic Dentistry
- Orthodontics and Dentofacial Orthopedics



Dentistry

Clínica Dental Dr. René Rojas Serrano


Country	City
Spain	Murcia

Management: C. Iberia, 11, bajo, 30880 Águilas, Murcia

Center for dental care and dental esthetics

Related internship programs:

- Adhesive Aesthetic Dentistry



Dentistry

Clínica Dr Dopico


Country	City
Spain	Asturias

Management: C. de la Libertad, 1, 1ºB, 33180 Noreña, Asturias

Center for dental care and dental esthetics

Related internship programs:

- Adhesive Aesthetic Dentistry
- Dental Clinic Management and Direction



Dentistry

Axioma Estudi Dental

Country	City
Spain	Barcelona

Management: C. de Viladomat, 123, 08015, Barcelona

Dental and esthetic dentistry clinic

Related internship programs:

- Implantology and Oral Surgery
- Oral Medicine



Dentistry

Hospital HM Modelo

Country	City
Spain	La Coruña

Management: Rúa Virrey Osorio, 30, 15011, A Coruña

Network of private clinics, hospitals and specialized centers distributed all over the Spanish geography.

Related internship programs:

- Anaesthesiology and Resuscitation
- Palliative Care



Dentistry

Hospital Maternidad HM Belén

Country	City
Spain	La Coruña

Management: R. Filantropía, 3, 15011, A Coruña

Network of private clinics, hospitals and specialized centers distributed all over the Spanish geography.

Related internship programs:

- Update in Assisted Reproduction
- Hospitals and Health Services Management



Dentistry

Hospital HM Rosaleda

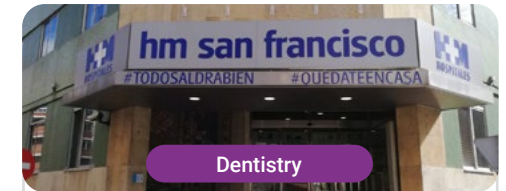
Country	City
Spain	La Coruña

Management: Rúa de Santiago León de Caracas, 1, 15701, Santiago de Compostela, A Coruña

Network of private clinics, hospitals and specialized centers distributed all over the Spanish geography.

Related internship programs:

- Hair Transplantation
- Orthodontics and Dentofacial Orthopedics



Dentistry

Hospital HM San Francisco

Country	City
Spain	León

Management: C. Marqueses de San Isidro, 11, 24004, León

Network of private clinics, hospitals and specialized centers distributed all over the Spanish geography.

Related internship programs:

- Update in Anesthesiology and Resuscitation
- Nursing in the Traumatology Service



Dentistry

Hospital HM Nou Delfos

Country	City
Spain	Barcelona

Management: Avinguda de Vallcarca, 151, 08023 Barcelona

Network of private clinics, hospitals and specialized centers distributed all over the Spanish geography.

Related internship programs:

- Aesthetic Medicine
- Clinical Nutrition in Medicine



Dentistry

Hospital HM Madrid

Country	City
Spain	Madrid

Management: Pl. del Conde del Valle de Súchil, 16, 28015, Madrid

Network of private clinics, hospitals and specialized centers distributed all over the Spanish geography.

Related internship programs:

- Palliative Care
- Anaesthesiology and Resuscitation



Dentistry

Hospital HM Montepríncipe

Country	City
Spain	Madrid

Management: Av. de Montepríncipe, 25, 28660, Boadilla del Monte, Madrid

Network of private clinics, hospitals and specialized centers distributed all over the Spanish geography.

Related internship programs:

- Palliative Care
- Aesthetic Medicine



Dentistry

Hospital HM Torrelodones

Country	City
Spain	Madrid

Management: Av. Castillo Olivares, s/n, 28250, Torrelodones, Madrid

Network of private clinics, hospitals and specialized centers distributed all over the Spanish geography.

Related internship programs:

- Anaesthesiology and Resuscitation
- Palliative Care



Dentistry

Hospital HM Sanchinarro

Country	City
Spain	Madrid

Management: Calle de Oña, 10, 28050, Madrid

Network of private clinics, hospitals and specialized centers distributed all over the Spanish geography.

Related internship programs:

- Anaesthesiology and Resuscitation
- Palliative Care



Dentistry

Hospital HM Puerta del Sur

Country	City
Spain	Madrid

Management: Av. Carlos V, 70, 28938, Móstoles, Madrid

Network of private clinics, hospitals and specialized centers distributed all over the Spanish geography.

Related internship programs:

- Palliative Care
- Clinical Ophthalmology





Policlínico HM Arapiles

Country	City
Spain	Madrid

Management: C. de Arapiles, 8, 28015, Madrid

Network of private clinics, hospitals and specialized centers distributed all over the Spanish geography.

- Related internship programs:**
- Anaesthesiology and Resuscitation
 - Pediatric Dentistry



Policlínico HM Cruz Verde

Country	City
Spain	Madrid

Management: Plaza de la Cruz Verde, 1-3, 28807, Alcalá de Henares, Madrid

Network of private clinics, hospitals and specialized centers distributed all over the Spanish geography.

- Related internship programs:**
- Advanced Clinical Podiatry
 - Optical Technologies and Clinical Optometry



Policlínico HM La Paloma

Country	City
Spain	Madrid

Management: Calle Hilados, 9, 28850, Torrejón de Ardoz, Madrid

Network of private clinics, hospitals and specialized centers distributed all over the Spanish geography.

- Related internship programs:**
- Advanced Operating Room Nursing
 - Orthodontics and Dentofacial Orthopedics



Sesemann Dental

Country	City
Spain	Murcia

Management: Avenida de la Libertad, 4, Entresuelo 1º C, Edificio Simago, 30009, Murcia

Dental center for advanced care in implantology and esthetic dentistry.

- Related internship programs:**
- Adhesive Aesthetic Dentistry
 - Orthodontics and Dentofacial Orthopedics



Dentistry

Indisson

Country	City
Spain	Valence

Management: Plaza de la Policia Local, 1, bajo 5, 46015, València

Aesthetic dental center pioneer in personalized patient care

Related internship programs:

- Dental Clinic Management and Direction
- Adhesive Aesthetic Dentistry



Dentistry

Estudio dental Dra. Katherine Durán

Country	City
Spain	Madrid

Management: Calle de Montesa, 24, 28006 Madrid

Clinic specialized in high aesthetic dentistry, dental implants and orthodontics.

Related internship programs:

- Comprehensive Aesthetic Medicine for Dentists
- Adhesive Aesthetic Dentistry



Dentistry

Clínica Modo Dental

Country	City
Spain	Madrid

Management: C. del Marqués de la Valdivia, 72, 28100 Alcobendas, Madrid

Dental Mode, characterized by using the latest technology in oral health.

Related internship programs:

- Adhesive Aesthetic Dentistry
- Updated Pediatric Dentistry



Dentistry

Ferreiroa & Ramos

Country	City
Spain	Madrid

Management: C. de Sangenjo, 16, 28034 Madrid

Ferreiroa & Ramos, specialists in Conservative Dentistry and Prosthodontics.

Related internship programs:

- Dental Prosthesis
- Aesthetic Bonding Dentistry





Dentistry

Clínica Dental Doctores Pina


Country: Spain City: Barcelona

Management: Travessera de les Corts, 82, 08028 Barcelona

years of experience in 40 Pina Dental Clinic with more than dental treatments

Related internship programs:

- Implantology and Oral Surgery
- Comprehensive Aesthetic Medicine for Dentists



Dentistry

Clínica Lledó

Country: Spain City: Madrid

Management: Calle del Príncipe de Vergara, 97, 28006 Madrid

Lledó Clinic is a center specializing in implantology and adhesive esthetics.

Related internship programs:

- Implantology and Oral Surgery

09

Methodology

This academic program offers students a different way of learning. Our methodology uses a cyclical learning approach: **Relearning**.

This teaching system is used, for example, in the most prestigious medical schools in the world, and major publications such as the **New England Journal of Medicine** have considered it to be one of the most effective.





“

Discover Relearning, a system that abandons conventional linear learning, to take you through cyclical teaching systems: a way of learning that has proven to be extremely effective, especially in subjects that require memorization"

At TECH we use the Case Method

In a given situation, what should a professional do? Throughout the program, students will face multiple simulated clinical cases, based on real patients, in which they will have to do research, establish hypotheses, and ultimately resolve the situation. There is an abundance of scientific evidence on the effectiveness of the method. Specialists learn better, faster, and more sustainably over time.

With TECH you will experience a way of learning that is shaking the foundations of traditional universities around the world.



According to Dr. Gérvas, the clinical case is the annotated presentation of a patient, or group of patients, which becomes a "case", an example or model that illustrates some peculiar clinical component, either because of its teaching power or because of its uniqueness or rarity. It is essential that the case is based on current professional life, trying to recreate the real conditions in the dentist's professional practice.

“

Did you know that this method was developed in 1912, at Harvard, for law students? The case method consisted of presenting students with real-life, complex situations for them to make decisions and justify their decisions on how to solve them. In 1924, Harvard adopted it as a standard teaching method”

The effectiveness of the method is justified by four fundamental achievements:

1. Dentists who follow this method not only grasp concepts, but also develop their mental capacity by means of exercises to evaluate real situations and apply their knowledge.
2. Learning is solidly translated into practical skills that allow the student to better integrate into the real world.
3. Ideas and concepts are understood more efficiently, given that the example situations are based on real-life.
4. Students like to feel that the effort they put into their studies is worthwhile. This then translates into a greater interest in learning and more time dedicated to working on the course.



Relearning Methodology

At TECH we enhance the case method with the best 100% online teaching methodology available: Relearning.

This university is the first in the world to combine the study of clinical cases with a 100% online learning system based on repetition, combining a minimum of 8 different elements in each lesson, a real revolution with respect to the mere study and analysis of cases.

The student will learn through real cases and by solving complex situations in simulated learning environments. These simulations are developed using state-of-the-art software to facilitate immersive learning.



At the forefront of world teaching, the Relearning method has managed to improve the overall satisfaction levels of professionals who complete their studies, with respect to the quality indicators of the best online university (Columbia University).

With this methodology we have trained more than 115,000 dentists with unprecedented success, in all specialties regardless of the workload. Our pedagogical methodology is developed in a highly competitive environment, with a university student body with a strong socioeconomic profile and an average age of 43.5 years old.

Relearning will allow you to learn with less effort and better performance, involving you more in your training, developing a critical mindset, defending arguments, and contrasting opinions: a direct equation for success.

In our program, learning is not a linear process, but rather a spiral (learn, unlearn, forget, and re-learn). Therefore, we combine each of these elements concentrically.

The overall score obtained by TECH's learning system is 8.01, according to the highest international standards.



This program offers the best educational material, prepared with professionals in mind:



Study Material

All teaching material is produced by the specialists who teach the course, specifically for the course, so that the teaching content is highly specific and precise.

These contents are then applied to the audiovisual format, to create the TECH online working method. All this, with the latest techniques that offer high quality pieces in each and every one of the materials that are made available to the student.



Educational Techniques and Procedures on Video

TECH introduces students to the latest techniques, the latest educational advances, and to the forefront of medical techniques. All of this in direct contact with students and explained in detail so as to aid their assimilation and understanding. And best of all, you can watch the videos as many times as you like.



Interactive Summaries

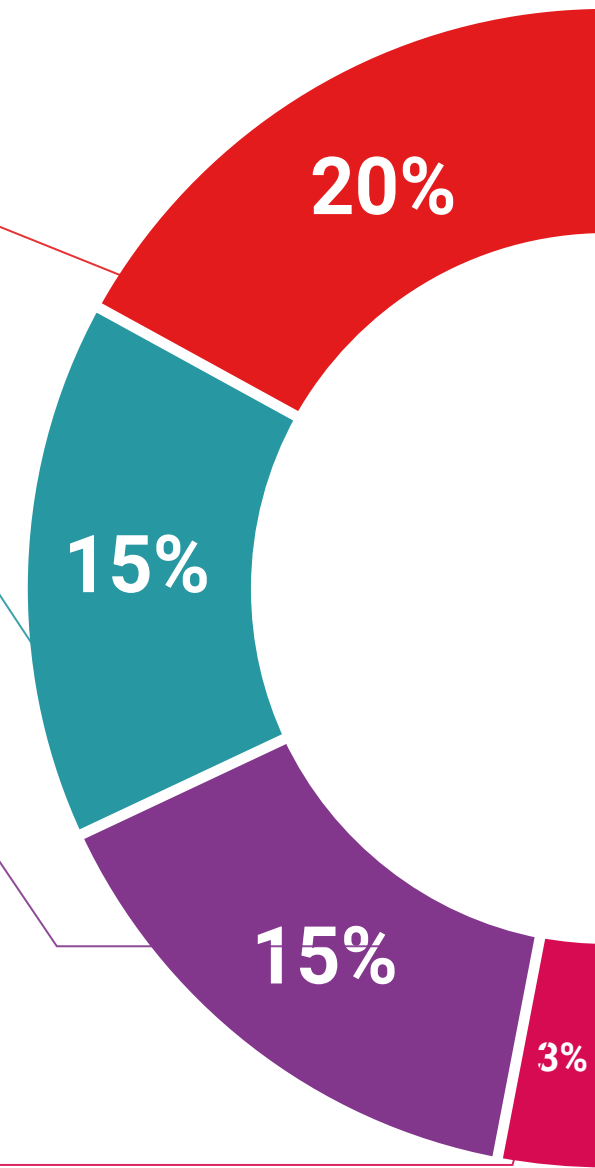
The TECH team presents the contents attractively and dynamically in multimedia lessons that include audio, videos, images, diagrams, and concept maps in order to reinforce knowledge.

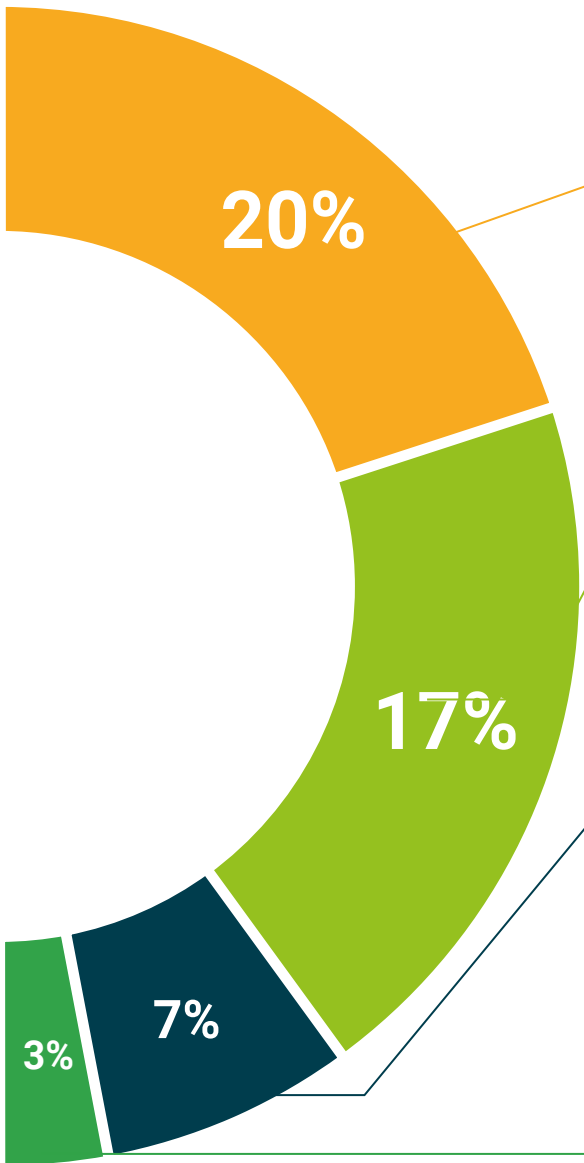
This exclusive educational system for presenting multimedia content was awarded by Microsoft as a "European Success Story".



Additional Reading

Recent articles, consensus documents and international guidelines, among others. In TECH's virtual library, students will have access to everything they need to complete their course.





Expert-Led Case Studies and Case Analysis

Effective learning ought to be contextual. Therefore, TECH presents real cases in which the expert will guide students, focusing on and solving the different situations: a clear and direct way to achieve the highest degree of understanding.



Testing & Retesting

We periodically evaluate and re-evaluate students' knowledge throughout the program, through assessment and self-assessment activities and exercises, so that they can see how they are achieving their goals.



Classes

There is scientific evidence suggesting that observing third-party experts can be useful.
Learning from an Expert strengthens knowledge and memory, and generates confidence in future difficult decisions.



Quick Action Guides

TECH offers the most relevant contents of the course in the form of worksheets or quick action guides. A synthetic, practical, and effective way to help students progress in their learning.



10 Certificate

This Hybrid Professional Master's Degree in Adhesive Aesthetic Dentistry guarantees students, in addition to the most rigorous and up-to-date education, access to a Hybrid Professional Master's Degree diploma issued by TECH Technological University.



“

Successfully complete this program and receive your university qualification without having to travel or fill out laborious paperwork”

This **Hybrid Professional Master's Degree in Aesthetic Adhesive Dentistry** contains the most complete and up-to-date program on the professional and educational field.

After the student has passed the assessments, they will receive their corresponding Hybrid Professional Master's Degree diploma issued by TECH Technological University via tracked delivery*.

In addition to the diploma, students will be able to obtain an academic transcript, as well as a certificate outlining the contents of the program. In order to do so, students should contact their academic advisor, who will provide them with all the necessary information.

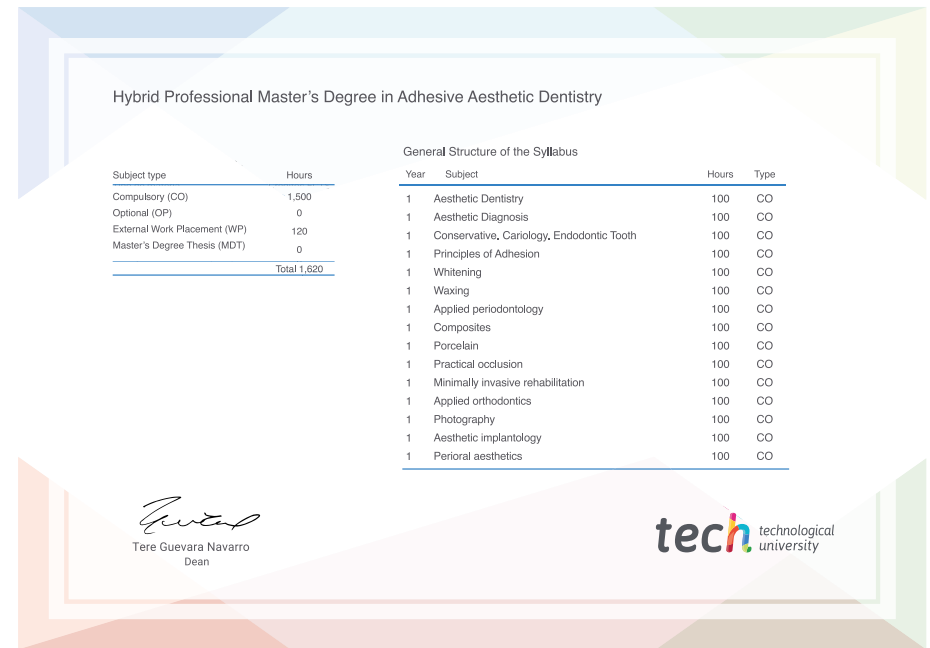
Title: **Hybrid Professional Master's Degree in Aesthetic Adhesive Dentistry**

Course Modality: **Hybrid (Online + Clinical Internship)**

Duration: **12 months**

Certificate: **TECH Technological University**

Teaching Hours: **1,620 h.**



*Apostille Convention. In the event that the student wishes to have their paper diploma issued with an apostille, TECH EDUCATION will make the necessary arrangements to obtain it, at an additional cost.



Hybrid Professional Master's Degree

Adhesive Aesthetic Dentistry

Course Modality: Hybrid (Online + Clinical Internship)

Duration: 12 months

Certificate: TECH Technological University

Teaching Hours: 1,620 h.

Hybrid Professional Master's Degree Adhesive Aesthetic Dentistry