

Postgraduate Certificate

Dermal Filler with Hyaluronic
Acid in the Lower Third of
the Face for Dentists



Postgraduate Certificate

Dermal Filler with Hyaluronic Acid in the Lower Third of the Face for Dentists

- » Modality: online
- » Duration: 6 weeks
- » Certificate: TECH Global University
- » Accreditation: 6 ECTS
- » Schedule: at your own pace
- » Exams: online

Website: www.techitute.com/us/dentistry/postgraduate-certificate/dermal-filler-hyaluronic-acid-lower-third-face-dentists

Index

01

Introduction

p. 4

02

Objectives

p. 8

03

Course Management

p. 12

04

Structure and Content

p. 16

05

Study Methodology

p. 20

06

Certificate

p. 30

01

Introduction

Hyaluronic Acid is becoming the king of Aesthetic Medicine. This substance, found naturally in the body, has anti-inflammatory and reparative properties that promote skin rejuvenation and help the healing of tissues and joints. For this reason, more and more people are searching for dentists who are capable of using this compound to reduce imperfections, fill in areas or reduce wrinkles, particularly in the lower third of the face. This program offers the professional the latest advances in the use of Hyaluronic Acid for this purpose. Therefore, specialists have access to this comprehensive and up-to-date program, in a convenient 100% online format that allows them to combine learning with even the most demanding responsibilities.





“

Whether for lip augmentation, jaw arch correction or chin reduction, hyaluronic acid offers numerous possibilities for treatment in the lower third of the face. With this Postgraduate Certificate you will learn how to use it in a safe and 100% effective way"

Hyaluronic Acid offers incredible results in correcting aesthetic problems in the lower third of the face. This substance, found naturally in the body, has anti-inflammatory and reparative properties that promote skin rejuvenation and help the healing of tissues and joints. This is why more and more dentists want to learn how to use it in their practice, making their professional profile more complete, while also ensuring their clinical practice is safer.

This course will allow the student to comprehensively update their knowledge in the use of Hyaluronic Acid fillers in the lower third of the face. In order to carry out rejuvenating treatments in the lower third of the face, it is necessary to know the facial patterns very well, differentiating between men and women. Also, it's important to remember the main anatomical structures of interest for a correct facial analysis.

Therefore, during the program, the different infiltrative techniques of the lower third of the face will be explained. This includes the lip filler (with all its different techniques), the perioral area which is comprised of the nasolabial fold, the bar code and marionette lines and finally, the hyaluronic acid infiltrative techniques for the mandibular body, the mandibular angle and the chin.

All this, in just 6 weeks of intensive online study that will lay the foundations for quality professional practice and that will allow the dentist to practice in this exciting field with total success.

The **Postgraduate Certificate in Dermal Filler with Hyaluronic Acid in the Lower Third of the Face for Dentists** contains the most complete and up-to-date scientific program on the market. The most important features include:

- ♦ Practical cases presented by experts in Aesthetic Medicine applied to Dentistry
- ♦ The graphic, schematic, and eminently practical contents with which they are created, provide scientific and practical information on the disciplines that are essential for professional practice
- ♦ Practical exercises where self-assessment can be used to improve learning
- ♦ Special emphasis on innovative methodologies for the use of Aesthetic Treatments in Dentistry
- ♦ Theoretical lessons, questions to the expert, debate forums on controversial topics, and individual reflection assignments
- ♦ Content that is accessible from any fixed or portable device with an Internet connection



This program presents the latest scientific approaches for performing one of the most-demanded techniques nowadays: lip filler with Hyaluronic Acid"

“

This course will allow you to learn not only the correct way to perform Hyaluronic Acid Fillings of the Lower Third of the Face, but also the risks and complications inherent to this type of treatment”

The program's teaching staff includes professionals from the sector who contribute their work experience to this program, as well as renowned specialists from leading societies and prestigious universities.

The multimedia content, developed with the latest educational technology, will provide the professional with situated and contextual learning, i.e., a simulated environment that will provide an immersive program designed to learn in real situations.

This program is designed around Problem-Based Learning, whereby the professional must try to solve the different professional practice situations that arise during the academic year. For this purpose, the student will be assisted by an innovative interactive video system created by renowned and experienced experts.

In an online format and with access to the contents from anywhere and at any time, you will be able to update your dental knowledge and skills to offer new and highly demanded treatments.

You will study from the experience of the best professionals in the sector, and you will become a highly sought-after professional.



02 Objectives

Hyaluronic Acid fillers in the lower third of the face have undoubtedly become a must in Aesthetic Medicine. For this reason, and due to their high demand and their close relationship with the oral area, it is crucial that dentists not only know how to apply them safely, but that they are also aware of the latest scientific approaches inherent to these treatments. This program pursues this objective and will teach dentists everything related to Hyaluronic Acid fillers in the Lower Third of the Face, through theoretical content and with an eminently practical approach.





“

You will delve into the most recent findings on dermal fillers and rejuvenation techniques in the perioral area”



General objectives

- ♦ Gain in-depth knowledge of the anatomy of the head and neck to reduce the complications and to consolidate the correct management of patients who are looking for in the harmonization of tissues in Aesthetic Medicine
- ♦ Know the treatments of Aesthetic Medicine that apply to the dental clinic, being able to expand the portfolio of services and become an expert in a specialty whose demand is booming
- ♦ Recommend the ideal and personalized treatment to each patient for each individual case
- ♦ Instill in the student the vital importance of the most natural result possible in each treatment, for which the most avant-garde materials and techniques will be studied





Specific objectives

- ♦ Learn how to analyze and understand the different facial patterns
- ♦ Learn how to make decisions prior to dermal fillers treatment based on the sex of the patient
- ♦ Know the lower third of the face and learn how to treat it with hyaluronic acid
- ♦ Learn all hyaluronic acid infiltrative lip rejuvenation, perioral rejuvenation and masculinization techniques
- ♦ Know the indications and contraindications associated with hyaluronic acid in the lower third of the face



You will learn the latest findings on the anatomy of the lower third of the face, and discover the most effective techniques in the infiltration of hyaluronic acid in this area"

03

Course Management

For this Postgraduate Certificate, TECH has assembled a group of teachers of the highest level. They are professionals with experience in Senior Management of Oral Surgery and Facial Aesthetics who have brought a unique vision to this program. The syllabus combines both the most current scientific studies and the most current clinical reality, providing a theoretical-practical approach that is very useful for the specialist, allowing them to begin to update their daily practice, even before completing the program.



A close-up photograph of a person's face, focusing on the nose and lips. A clear plastic syringe with a needle is positioned near the lower lip. The background is a solid purple color with a white diagonal line separating it from the bottom right section.

“

You can count on the experience and prestige of high-level professionals who will make all their knowledge available to you in order to offer you the best specialization on the market"

Management



Ms. González Rodríguez, Paloma

- ♦ Owner of Chamberí Dental Oral Surgery, Implantology and General Dentistry and Aesthetic Facial and Dental Medicine, Madrid
- ♦ Oral Surgeon at Vivanta Clinic, Seville
- ♦ Oral Surgeon and Dentist at D. Montero Dental Clinic, Seville
- ♦ General Dentist and Prosthodontist in ADESLAS SEGURCAIXA, Cadiz
- ♦ Endodontist Dentist exclusively at ADESLAS DENTAL, Cadiz
- ♦ Degree in Dentistry. CEU San Pablo University, Madrid
- ♦ Master's Degree in Oral Surgery, Implantology and Periodontics UMA, Malaga University
- ♦ Specialist in Dental and Facial Aesthetics. Harmonic, Dr. Sandra Duque

Professors

Ms. Calderón Cabello, María

- ♦ Director of Oral Surgery, as well as being responsible for the Facial and Dental Aesthetic part of the Dental and Aesthetic Clinic 28, Seville
- ♦ Oral Surgeon at Dental Center Clinics
- ♦ Dental Aesthetics and Oral Surgery at Dr. Javier Acero's Acero Maxilodental Clinic, Seville
- ♦ Degree in Dentistry, CEU San Pablo University, Madrid
- ♦ Master in Oral Surgery, Implantology and Periodontics from the University of Malaga
- ♦ Course on Aesthetic Medicine, Hyaluronic Acid, Thread Tightening and Botox, Madrid
- ♦ Course on the Use of Hyaluronic Acid in the PeriOral Area for Dentists, Seville
- ♦ Course on Oral Anatomy Applied to Implantology and Implantoprosthesis, University of Seville



04

Structure and Content

To guarantee the maximum profitability and efficiency of this program, TECH has adapted all its contents to Relearning, a teaching methodology in which it is a pioneer. Thanks to the reiteration of the most important concepts and the concise detail of the educational material, the specialist will find it to be tremendously useful information which they can use for future reference. The syllabus ranges from the most recent general advances in Hyaluronic Acid to more specific applications in the lower third of the face.

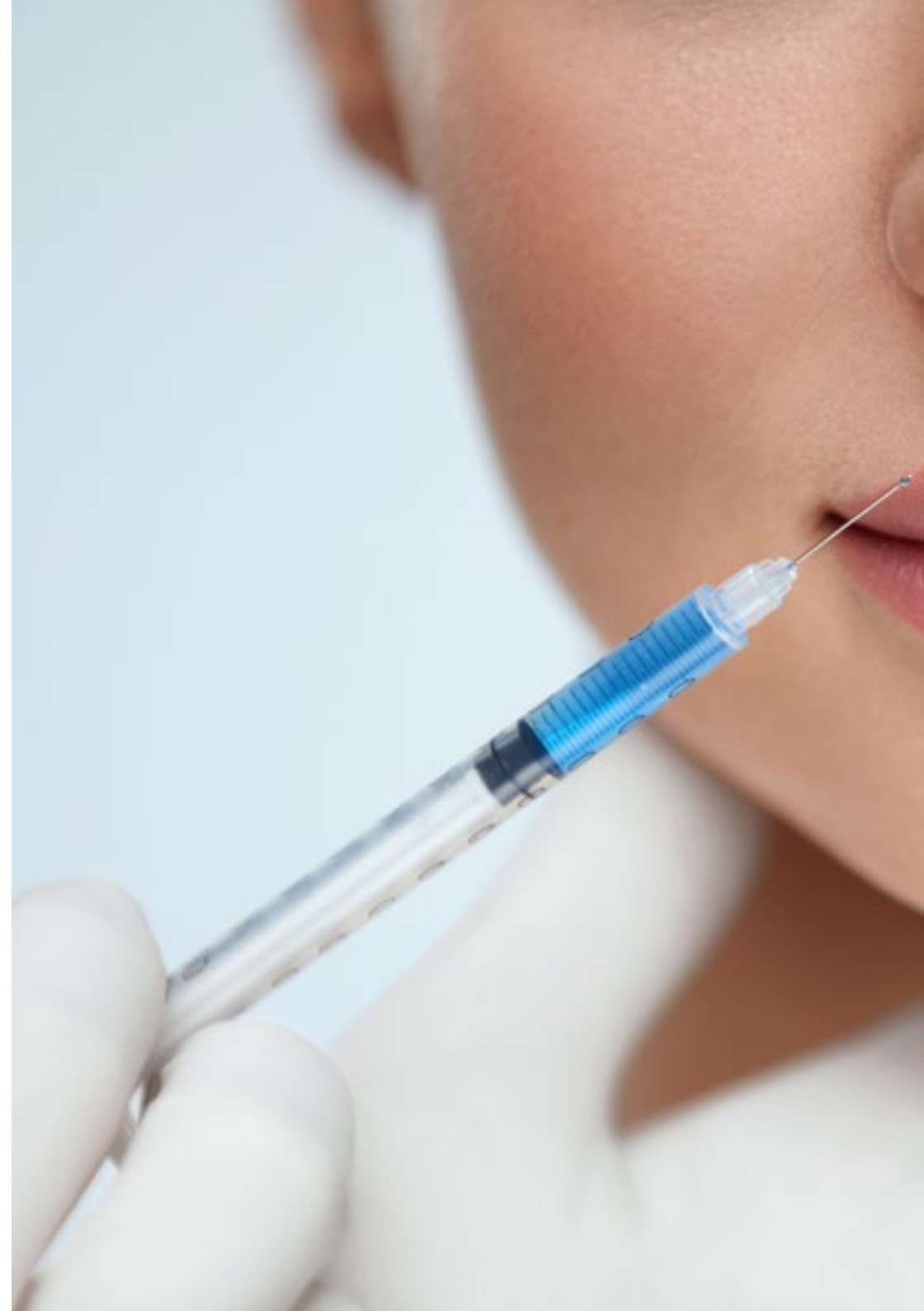


“

With a practical approach oriented to professional application, this syllabus is positioned as the most complete and effective option for learning about Hyaluronic Acid Infiltration for the Lower Third of the Face"

Module 1. Hyaluronic Acid Dermal Filler with Lower Third Face

- 1.1. Facial Analysis
 - 1.1.1. Facial Patterns
 - 1.1.2. Differences between Sexes for Conducting a Correct Facial Analysis
- 1.2. Anatomy and Aesthetic Proportions Perioral Area
 - 1.2.1. Lip Anatomy
 - 1.2.2. Anatomy of the Genian Area
 - 1.2.3. Aging of the Perioral Area
 - 1.2.4. Anatomical Risk Areas to Be Taken into Account when Performing Treatment
- 1.3. Mandibular Anatomy and Aesthetic Proportions
 - 1.3.1. Chin
 - 1.3.2. Jaw Body
 - 1.3.3. Jaw Angle
 - 1.3.4. Sagging and Aging of the Lower Third of the Face
 - 1.3.5. Anatomical Risk Areas to Be Taken into Account when Performing Treatment
- 1.4. Materials and Action Protocols
 - 1.4.1. Necessary Material
 - 1.4.2. Types of Needles
 - 1.4.3. Selecting the Type of Hyaluronic Acid According to the Area to Be Treated
 - 1.4.4. Pre-Treatment and Post-Treatment
 - 1.4.5. Subsequent Recommendations for the Patient
- 1.5. Hyaluronic Acid Lip Infiltration Techniques
 - 1.5.1. Lip Hydration
 - 1.5.2. Profiling
 - 1.5.3. Lip Filler
 - 1.5.4. Russian Volume





- 1.6. Perioral Rejuvenation Techniques
 - 1.6.1. Nasolabial Furrow Infiltration
 - 1.6.2. Bar Code Infiltration
 - 1.6.3. Infiltration of Inferior Labiogenic Groove
- 1.7. Hyaluronic Acid Jaw Infiltration Techniques
 - 1.7.1. Jaw Body Infiltration
 - 1.7.2. Jaw Angle Infiltration
- 1.8. Chin Infiltration Techniques
 - 1.8.1. Chin Infiltration
 - 1.8.2. Chin Tassel
 - 1.8.3. Masculinization
- 1.9. Complications and Adverse Effects
 - 1.9.1. Lips
 - 1.9.2. Perioral
 - 1.9.3. Body and Jaw Angle
 - 1.9.4. Chin
- 1.10. Legal Aspects
 - 1.10.1. Informed Consent
 - 1.10.2. Photography
 - 1.10.3. Medical History



This syllabus will allow you to learn about the latest advances in the effective and safe infiltration of Hyaluronic Acid in the Lower Third of the Face. Don't miss this opportunity and enroll now"

05

Study Methodology

TECH is the world's first university to combine the **case study** methodology with **Relearning**, a 100% online learning system based on guided repetition.

This disruptive pedagogical strategy has been conceived to offer professionals the opportunity to update their knowledge and develop their skills in an intensive and rigorous way. A learning model that places students at the center of the educational process giving them the leading role, adapting to their needs and leaving aside more conventional methodologies.



“

TECH will prepare you to face new challenges in uncertain environments and achieve success in your career”

The student: the priority of all TECH programs


In TECH's study methodology, the student is the main protagonist.

The teaching tools of each program have been selected taking into account the demands of time, availability and academic rigor that, today, not only students demand but also the most competitive positions in the market.

With TECH's asynchronous educational model, it is students who choose the time they dedicate to study, how they decide to establish their routines, and all this from the comfort of the electronic device of their choice. The student will not have to participate in live classes, which in many cases they will not be able to attend. The learning activities will be done when it is convenient for them. They can always decide when and from where they want to study.

“

*At TECH you will NOT have live classes
(which you might not be able to attend)”*



The most comprehensive study plans at the international level

TECH is distinguished by offering the most complete academic itineraries on the university scene. This comprehensiveness is achieved through the creation of syllabi that not only cover the essential knowledge, but also the most recent innovations in each area.

By being constantly up to date, these programs allow students to keep up with market changes and acquire the skills most valued by employers. In this way, those who complete their studies at TECH receive a comprehensive education that provides them with a notable competitive advantage to further their careers.

And what's more, they will be able to do so from any device, pc, tablet or smartphone.

“*TECH's model is asynchronous, so it allows you to study with your pc, tablet or your smartphone wherever you want, whenever you want and for as long as you want*”

Case Studies and Case Method

The case method has been the learning system most used by the world's best business schools. Developed in 1912 so that law students would not only learn the law based on theoretical content, its function was also to present them with real complex situations. In this way, they could make informed decisions and value judgments about how to resolve them. In 1924, Harvard adopted it as a standard teaching method.

With this teaching model, it is students themselves who build their professional competence through strategies such as Learning by Doing or Design Thinking, used by other renowned institutions such as Yale or Stanford.

This action-oriented method will be applied throughout the entire academic itinerary that the student undertakes with TECH. Students will be confronted with multiple real-life situations and will have to integrate knowledge, research, discuss and defend their ideas and decisions. All this with the premise of answering the question of how they would act when facing specific events of complexity in their daily work.



Relearning Methodology

At TECH, case studies are enhanced with the best 100% online teaching method: Relearning.

This method breaks with traditional teaching techniques to put the student at the center of the equation, providing the best content in different formats. In this way, it manages to review and reiterate the key concepts of each subject and learn to apply them in a real context.

In the same line, and according to multiple scientific researches, reiteration is the best way to learn. For this reason, TECH offers between 8 and 16 repetitions of each key concept within the same lesson, presented in a different way, with the objective of ensuring that the knowledge is completely consolidated during the study process.

Relearning will allow you to learn with less effort and better performance, involving you more in your specialization, developing a critical mindset, defending arguments, and contrasting opinions: a direct equation to success.



A 100% online Virtual Campus with the best teaching resources

In order to apply its methodology effectively, TECH focuses on providing graduates with teaching materials in different formats: texts, interactive videos, illustrations and knowledge maps, among others. All of them are designed by qualified teachers who focus their work on combining real cases with the resolution of complex situations through simulation, the study of contexts applied to each professional career and learning based on repetition, through audios, presentations, animations, images, etc.

The latest scientific evidence in the field of Neuroscience points to the importance of taking into account the place and context where the content is accessed before starting a new learning process. Being able to adjust these variables in a personalized way helps people to remember and store knowledge in the hippocampus to retain it in the long term. This is a model called Neurocognitive context-dependent e-learning that is consciously applied in this university qualification.

In order to facilitate tutor-student contact as much as possible, you will have a wide range of communication possibilities, both in real time and delayed (internal messaging, telephone answering service, email contact with the technical secretary, chat and videoconferences).

Likewise, this very complete Virtual Campus will allow TECH students to organize their study schedules according to their personal availability or work obligations. In this way, they will have global control of the academic content and teaching tools, based on their fast-paced professional update.



The online study mode of this program will allow you to organize your time and learning pace, adapting it to your schedule"

The effectiveness of the method is justified by four fundamental achievements:

1. Students who follow this method not only achieve the assimilation of concepts, but also a development of their mental capacity, through exercises that assess real situations and the application of knowledge.
2. Learning is solidly translated into practical skills that allow the student to better integrate into the real world.
3. Ideas and concepts are understood more efficiently, given that the example situations are based on real-life.
4. Students like to feel that the effort they put into their studies is worthwhile. This then translates into a greater interest in learning and more time dedicated to working on the course.

The university methodology top-rated by its students

The results of this innovative teaching model can be seen in the overall satisfaction levels of TECH graduates.

The students' assessment of the teaching quality, the quality of the materials, the structure of the program and its objectives is excellent. Not surprisingly, the institution became the top-rated university by its students according to the global score index, obtaining a 4.9 out of 5.

Access the study contents from any device with an Internet connection (computer, tablet, smartphone) thanks to the fact that TECH is at the forefront of technology and teaching.

You will be able to learn with the advantages that come with having access to simulated learning environments and the learning by observation approach, that is, Learning from an expert.



As such, the best educational materials, thoroughly prepared, will be available in this program:



Study Material

All teaching material is produced by the specialists who teach the course, specifically for the course, so that the teaching content is highly specific and precise.

This content is then adapted in an audiovisual format that will create our way of working online, with the latest techniques that allow us to offer you high quality in all of the material that we provide you with.



Practicing Skills and Abilities

You will carry out activities to develop specific competencies and skills in each thematic field. Exercises and activities to acquire and develop the skills and abilities that a specialist needs to develop within the framework of the globalization we live in.



Interactive Summaries

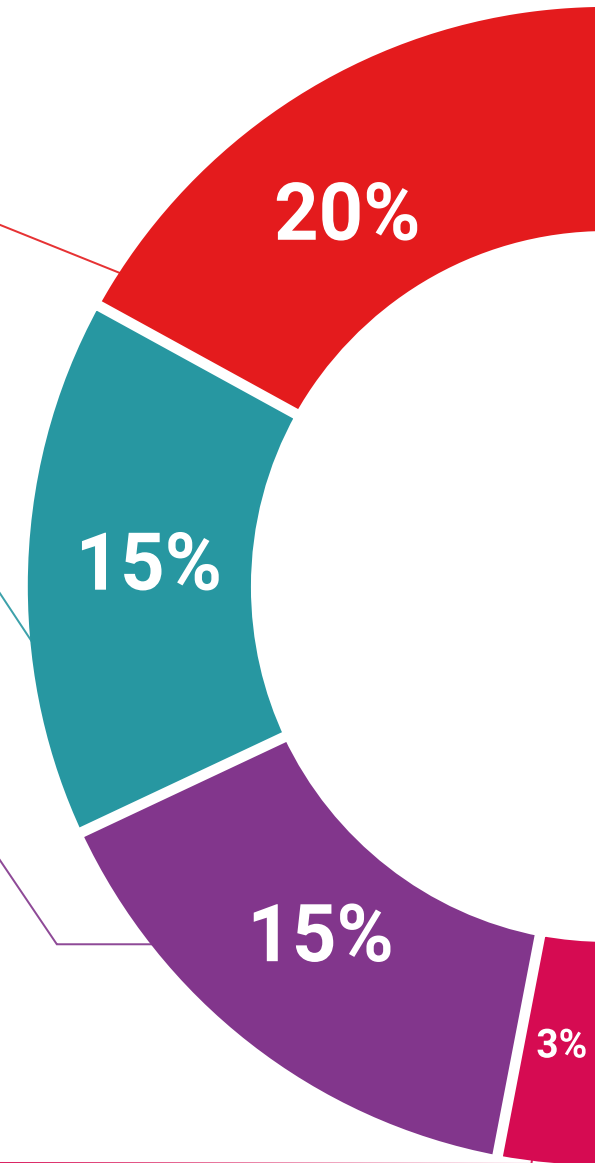
We present the contents attractively and dynamically in multimedia lessons that include audio, videos, images, diagrams, and concept maps in order to reinforce knowledge.

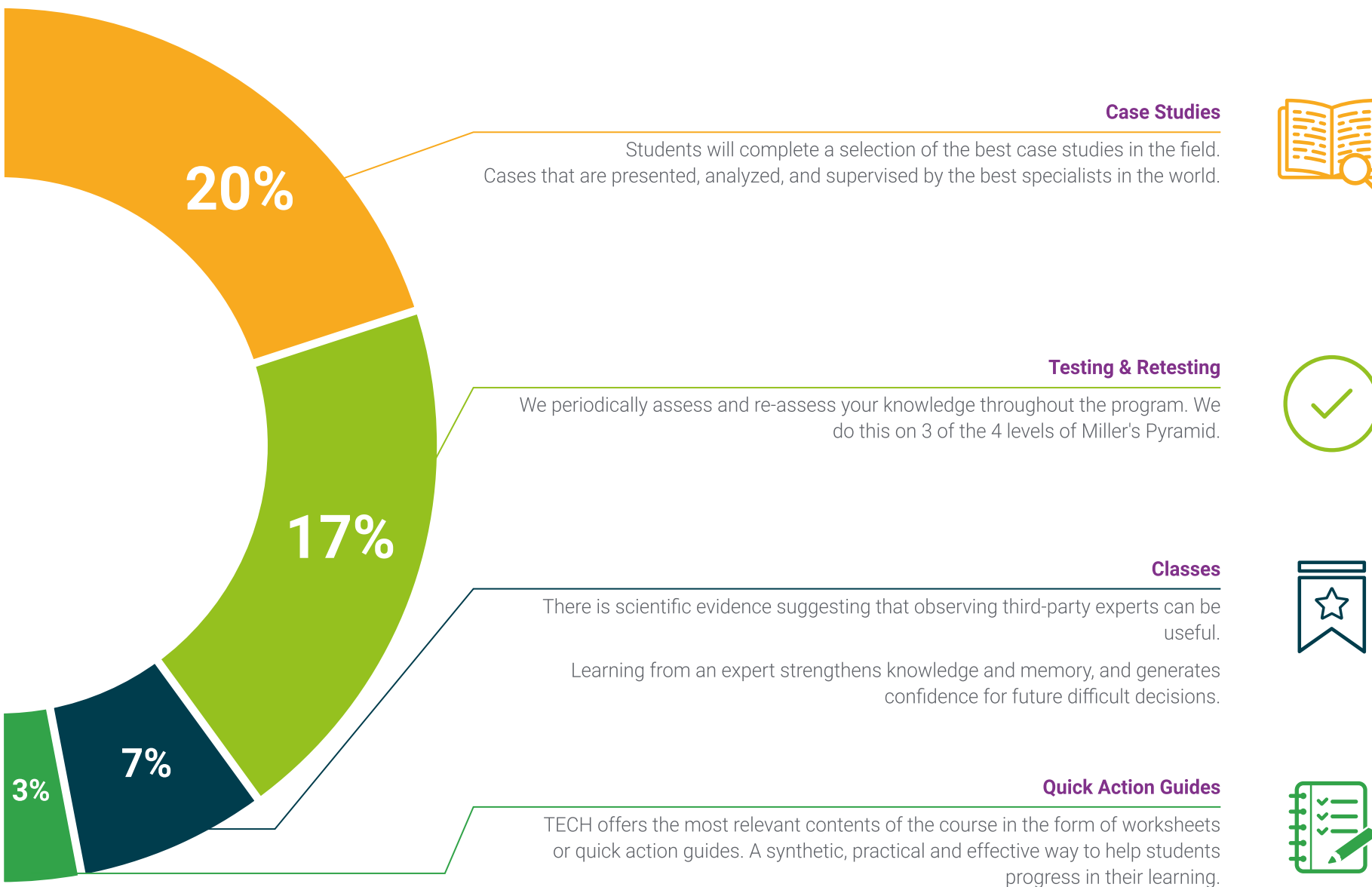
This exclusive educational system for presenting multimedia content was awarded by Microsoft as a "European Success Story".



Additional Reading

Recent articles, consensus documents, international guides... In our virtual library you will have access to everything you need to complete your education.





06 Certificate

The Postgraduate Certificate in Dermal Filler with Hyaluronic Acid in the Lower Third of the Face for Dentists guarantees you, in addition to the most rigorous and up-to-date training, access to a Postgraduate Certificate issued by TECH Global University.



“

*Successfully complete this program
and receive your university degree
without travel or laborious paperwork”*

This private qualification will allow you to obtain a **Postgraduate Certificate in Dermal Filler with Hyaluronic Acid in the Lower Third of the Face for Dentists** endorsed by **TECH Global University**, the world's largest online university.

TECH Global University is an official European University publicly recognized by the Government of Andorra ([official bulletin](#)). Andorra is part of the European Higher Education Area (EHEA) since 2003. The EHEA is an initiative promoted by the European Union that aims to organize the international training framework and harmonize the higher education systems of the member countries of this space. The project promotes common values, the implementation of collaborative tools and strengthening its quality assurance mechanisms to enhance collaboration and mobility among students, researchers and academics.

This **TECH Global University** private qualification is a European program of continuing education and professional updating that guarantees the acquisition of competencies in its area of knowledge, providing a high curricular value to the student who completes the program.

Title: **Postgraduate Certificate in Dermal Filler with Hyaluronic Acid in the Lower Third of the Face for Dentists**

Modality: **online**

Duration: **6 weeks**

Accreditation: **6 ECTS**





Postgraduate Certificate

Dermal Filler with
Hyaluronic Acid in
the Lower Third of
the Face for Dentists

- » Modality: online
- » Duration: 6 weeks
- » Certificate: TECH Global University
- » Accreditation: 6 ECTS
- » Schedule: at your own pace
- » Exams: online

Postgraduate Certificate

Dermal Filler with Hyaluronic Acid in the Lower Third of the Face for Dentists

