

Postgraduate Diploma

Diagnosis, Treatment Personalization
and Follow-Up in Aesthetic Medicine
with Artificial Intelligence



Postgraduate Diploma Diagnosis, Treatment Personalization and Follow- Up in Aesthetic Medicine with Artificial Intelligence

- » Modality: Online
- » Duration: 6 months.
- » Certificate: TECH Global University
- » Accreditation: 18 ECTS
- » Schedule: at your own pace
- » Exams: online

Website: www.techtitute.com/us/artificial-intelligence/postgraduate-diploma/postgraduate-diploma-diagnosis-treatment-personalization-follow-up-aesthetic-medicine-artificial-intelligence

Index

01

Introduction to the Program

p. 4

02

Why Study at TECH?

p. 8

03

Syllabus

p. 12

04

Teaching Objectives

p. 18

05

Career Opportunities

p. 22

06

Study Methodology

p. 26

07

Teaching Staff

p. 36

08

Certificate

p. 40

01

Introduction to the Program

The integration of Artificial Intelligence in Aesthetic Medicine is revolutionizing the way aesthetic treatments are diagnosed, personalized and followed up. The ability of intelligent systems to analyze large volumes of data and recognize complex patterns has enabled significant advances in diagnostic accuracy and therapy customization. For example, these instruments provide detailed information about skin conditions, speeding up the diagnostic process and reducing the possibility of human error. In this scenario, specialists need to acquire advanced skills to use this technological tool efficiently. For this reason, TECH presents an innovative university program focused on Diagnosis, Personalization and Follow-Up in Aesthetic Medicine with Artificial Intelligence.



“

*Thanks to this fully online Postgraduate Diploma,
you will incorporate Artificial Intelligence tools to
optimize treatments in Aesthetic Medicine”*

Artificial Intelligence has emerged as a transformative tool in Aesthetic Medicine, offering significant advances in diagnosis, treatment personalization and patient follow-up. In this regard, a new report by the World Health Organization highlights that intelligent systems have the potential to improve the diagnostic accuracy and efficacy of medical treatments in various specialties. Experts therefore require a comprehensive understanding of the applications of machine learning to personalize aesthetic therapies and increase the accuracy of interventions.

In this context, TECH has launched a pioneering Postgraduate Diploma in Diagnosis, Treatment Personalization and Follow-Up in Aesthetic Medicine with Artificial Intelligence. Conceived by referents in this area, the academic itinerary will deepen in areas ranging from analysis of issues ranging from specialized software to identify early suspicious lesions in the skin or use of sophisticated algorithms that evaluate the firmness of the complexion to the management of predictive modeling in order to predict clinical outcomes. The syllabus will also provide experts with different techniques to personalize esthetic treatments according to aspects such as skin sensitivity. As a result, graduates will develop advanced skills to deftly use numerous deep learning methods to increase the quality of their clinical procedures.

In turn, TECH provides a 100% online methodology, adapted to the needs of professionals who need to improve themselves and at the same time remain active in the labor market. In the same way, the university program stands out for implementing the exclusive Relearning system that avoids memorizing concepts in a traditional way and, instead, enables their assimilation in a practical way. All this in addition to the advantage of being able to set your own schedule and delve into the contents at any time.

This **Postgraduate Diploma in Diagnosis, Treatment Personalization and Follow-Up in Aesthetic Medicine with Artificial Intelligence** contains the most complete and up-to-date university program on the market. Its most notable features are:

- ♦ The development of case studies presented by experts in Artificial Intelligence applied to Aesthetic Medicine
- ♦ The graphic, schematic and eminently practical contents with which it is conceived gather scientific and practical information on those disciplines that are indispensable for professional practice
- ♦ Practical exercises where the self-assessment process can be carried out to improve learning
- ♦ Its special emphasis on innovative methodologies
- ♦ Theoretical lessons, questions to the expert, debate forums on controversial topics, and individual reflection assignments
- ♦ Content that is accessible from any fixed or portable device with an Internet connection



You will be able to handle Deep Neural Networks to predict responses to aesthetic therapeutic plans and adapt them according to the specific characteristics of the patients"

“

You will delve into the interpretation of images and clinical data with the support of advanced technologies, improving diagnostic accuracy”

The program's teaching staff includes professionals from the sector who contribute their work experience to this training program, as well as renowned specialists from leading societies and prestigious universities.

Its multimedia content, developed with the latest educational technology, will allow the professional a situated and contextual learning, that is, a simulated environment that will provide an immersive learning programmed to prepare for real situations.

This program is designed around Problem-Based Learning, whereby the professional must try to solve the different professional practice situations that arise during the course. For this purpose, students will be assisted by an innovative interactive video system created by renowned experts.

You will optimize clinical and administrative processes through the implementation of technological solutions, reducing costs significantly.

Thanks to TECH's revolutionary Relearning methodology, you will integrate all the knowledge in an optimal way to successfully achieve the results you are looking for.



02

Why Study at TECH?

TECH is the world's largest online university. With an impressive catalog of more than 14,000 university programs, available in 11 languages, it is positioned as a leader in employability, with a 99% job placement rate. In addition, it has a huge faculty of more than 6,000 professors of the highest international prestige.



“

Study at the largest online university in the world and ensure your professional success. The future begins at TECH”

The world's best online university, according to FORBES

The prestigious Forbes magazine, specialized in business and finance, has highlighted TECH as "the best online university in the world" This is what they have recently stated in an article in their digital edition in which they echo the success story of this institution, "thanks to the academic offer it provides, the selection of its teaching staff, and an innovative learning method oriented to form the professionals of the future".

The best top international faculty

TECH's faculty is made up of more than 6,000 professors of the highest international prestige. Professors, researchers and top executives of multinational companies, including Isaiah Covington, performance coach of the Boston Celtics; Magda Romanska, principal investigator at Harvard MetaLAB; Ignacio Wistumba, chairman of the department of translational molecular pathology at MD Anderson Cancer Center; and D.W. Pine, creative director of TIME magazine, among others.

The world's largest online university

TECH is the world's largest online university. We are the largest educational institution, with the best and widest digital educational catalog, one hundred percent online and covering most areas of knowledge. We offer the largest selection of our own degrees and accredited online undergraduate and postgraduate degrees. In total, more than 14,000 university programs, in ten different languages, making us the largest educational institution in the world.



The most complete syllabuses on the university scene

TECH offers the most complete syllabuses on the university scene, with programs that cover fundamental concepts and, at the same time, the main scientific advances in their specific scientific areas. In addition, these programs are continuously updated to guarantee students the academic vanguard and the most demanded professional skills. and the most in-demand professional competencies. In this way, the university's qualifications provide its graduates with a significant advantage to propel their careers to success.

A unique learning method

TECH is the first university to use Relearning in all its programs. This is the best online learning methodology, accredited with international teaching quality certifications, provided by prestigious educational agencies. In addition, this innovative academic model is complemented by the "Case Method", thereby configuring a unique online teaching strategy. Innovative teaching resources are also implemented, including detailed videos, infographics and interactive summaries.

The official online university of the NBA

TECH is the official online university of the NBA. Thanks to our agreement with the biggest league in basketball, we offer our students exclusive university programs, as well as a wide variety of educational resources focused on the business of the league and other areas of the sports industry. Each program is made up of a uniquely designed syllabus and features exceptional guest hosts: professionals with a distinguished sports background who will offer their expertise on the most relevant topics.

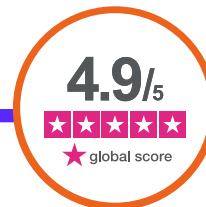
Leaders in employability

TECH has become the leading university in employability. Ninety-nine percent of its students obtain jobs in the academic field they have studied within one year of completing any of the university's programs. A similar number achieve immediate career enhancement. All this thanks to a study methodology that bases its effectiveness on the acquisition of practical skills, which are absolutely necessary for professional development.



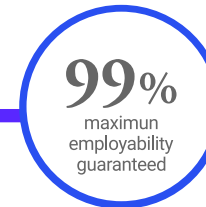
Google Premier Partner

The American technology giant has awarded TECH the Google Premier Partner badge. This award, which is only available to 3% of the world's companies, highlights the efficient, flexible and tailored experience that this university provides to students. The recognition not only accredits the maximum rigor, performance and investment in TECH's digital infrastructures, but also places this university as one of the world's leading technology companies.



The top-rated university by its students

Students have positioned TECH as the world's top-rated university on the main review websites, with a highest rating of 4.9 out of 5, obtained from more than 1,000 reviews. These results consolidate TECH as the benchmark university institution at an international level, reflecting the excellence and positive impact of its educational model.



03 Syllabus

The curriculum will delve into factors ranging from early diagnosis of skin abnormalities using DermaSensor or analysis of skin blemishes caused by sun damage to pigmentation using Effaclar AI. At the same time, the syllabus will provide professionals with the keys to design and implement individualized therapeutic plans according to the specific needs of patients. This will ensure that experts optimize the quality of their aesthetic interventions and the well-being of individuals.



“

You will delve into the management of algorithms for data analysis, which will allow you to make highly informed clinical decisions”

Module 1. Diagnosis and Analysis with Artificial Intelligence in Aesthetic Medicine

- 1.1. Diagnosis of Cutaneous Anomalies
 - 1.1.1. Detection of Melanomas and Suspicious Skin Lesions (SkinVision)
 - 1.1.2. Identification of Pre-Cancerous Lesions with AI Algorithms (DermaSensor)
 - 1.1.3. Real-Time Analysis of Mole and Mole Patterns (MoleScope)
 - 1.1.4. Classification of Skin Lesion Types with Neural Networks (SkinIO)
- 1.2. Skin Tone and Texture Analysis
 - 1.2.1. Advanced Evaluation of Skin Texture Using Computer Vision (HiMirror)
 - 1.2.2. Uniformity and Skin Tone Analysis Using AI Models (Visia Complexion Analysis)
 - 1.2.3. Comparison of Texture Changes after Aesthetic Treatments (Canfield Reveal Imager)
 - 1.2.4. Measurement of Firmness and Smoothness in Skin Using AI Algorithms (MySkin AI)
- 1.3. Detection of Sun Damage and Pigmentation
 - 1.3.1. Identification of Hidden Sun Damage in Deep Skin Layers (VISIA Skin Analysis)
 - 1.3.2. Segmentation and Classification of Hyperpigmentation Areas (Adobe Sensei)
 - 1.3.3. Detection of Sunspots in Different Skin Types (SkinScope LED)
 - 1.3.4. Evaluating the Efficacy of Treatments for Hyperpigmentation (Melanin Analyzer AI)
- 1.4. Diagnosis of Acne and Blemishes
 - 1.4.1. Identification of Acne Types and Severity of Lesions (Aysa AI)
 - 1.4.2. Classification of Acne Scars for Treatment Selection (Skinome)
 - 1.4.3. Real-Time Analysis of Facial Blemish Patterns (Face++)
 - 1.4.4. Evaluation of Skin Improvements after Acne Treatment (Effaclar AI)
- 1.5. Prediction of Skin Treatment Effectiveness
 - 1.5.1. Modeling Skin Response to Rejuvenation Treatments (Rynkl)
 - 1.5.2. Prediction of Results in Hyaluronic Acid Therapies (Modiface)
 - 1.5.3. Evaluation of the Efficacy of Customized Dermatological Products (SkinCeuticals Custom D.O.S.E.)
 - 1.5.4. Follow-Up of Skin Response in Laser Therapies (Spectra AI)



- 1.6. Facial Aging Analysis
 - 1.6.1. Projection of Apparent Age and Signs of Facial Aging (PhotoAge)
 - 1.6.2. Modeling of Skin Elasticity Loss Over Time (FaceLab)
 - 1.6.3. Detecting Expression Lines and Deep Wrinkles in the Face (Visia Wrinkle Analysis)
 - 1.6.4. Evaluation of the Progression of Signs of Aging (AgingBooth AI)
- 1.7. Detection of Vascular Skin Damage
 - 1.7.1. Identification of Varicose Veins and Capillary Damage in the Skin (VeinViewer Vision2)
 - 1.7.2. Evaluation of Telangiectasias and Spider Veins on the Face (Canfield Vascular Imager)
 - 1.7.3. Analysis of the Effectiveness of Vascular Sclerosis Treatments (VascuLogic AI)
 - 1.7.4. Follow-Up of Changes in Vascular Damage Post-Treatment (Clarity AI)
- 1.8. Diagnosis of Facial Volume Loss
 - 1.8.1. Analysis of Volume Loss in Cheekbones and Facial Contours (RealSelf AI Volume Analysis)
 - 1.8.2. Facial Fat Redistribution Modeling for Filler Planning (MirrorMe3D)
 - 1.8.3. Tissue Density Assessment in Specific Areas of the Face (3DMDface System)
 - 1.8.4. Simulation of Filler Results in Facial Volume Replenishment (Crisalix Volume)
- 1.9. Skin Elasticity and Sagging Detection
 - 1.9.1. Measurement of Skin Elasticity and Firmness (Cutometer)
 - 1.9.2. Analysis of Sagging in Neck and Jaw Lines (Visage Technologies Elasticity Analyzer)
 - 1.9.3. Evaluation of Changes in Elasticity after Radiofrequency Procedures (Thermage AI)
 - 1.9.4. Prediction of Improvement in Firmness with Ultrasound Treatments (Ultherapy AI)
- 1.10. Evaluation of Laser Treatment Results
 - 1.10.1. Analysis of Skin Regeneration in Fractional Laser Therapies (Fraxel AI)
 - 1.10.2. Monitoring of Laser Blemish and Pigmentation Removal (PicoSure AI)
 - 1.10.3. Evaluation of Scar Reduction with Laser Therapy (CO2RE AI)
 - 1.10.4. Comparison of Rejuvenation Results after Laser Therapy (Clear + Brilliant AI)

Module 2. Personalization and Optimization of Aesthetic Treatments with Artificial Intelligence

- 2.1. Skin Care Regimen Customization
 - 2.1.1. Skin Type Analysis and Customized Recommendations (SkinCeuticals Custom D.O.S.E)
 - 2.1.2. Skin Sensitivity Assessment and Cosmetic Product Adjustment (Atolla)
 - 2.1.3. Diagnosis of Aging Factors for Personalized Anti-Aging Routines (Proven Skincare)
 - 2.1.4. Recommendations Based on Climate and Environmental Conditions (HelloAva)
- 2.2. Optimization of Filler and Botox Treatments
 - 2.2.1. Simulation of Filler Results for Specific Facial Areas (Modiface)
 - 2.2.2. Adjustment of Botox Doses in Expression Areas according to Facial Analysis (Botox Visualizer)
 - 2.2.3. Evaluation of Duration and Effectiveness of Filler Treatments (Crisalix Botox & Filler Simulators)
 - 2.2.4. Prediction of Results in Filler Treatments with Advanced AI (Aesthetic Immersion AI)
- 2.3. Personalization of Anti-Aging Routines
 - 2.3.1. Selection of Specific Anti-Aging Active Ingredients and Products (Function of Beauty Anti-Aging)
 - 2.3.2. Diagnosis of Wrinkles and Fine Lines to Personalize Creams and Serums (Aysa AI)
 - 2.3.3. Optimization of the Concentration of Active Ingredients in Anti-Aging Products (L'Oréal Perso)
 - 2.3.4. Routine Adjustment according to the Level of Sun Exposure and Lifestyle (SkinCoach)
- 2.4. Development of Individualized Protocols for Peelings
 - 2.4.1. Evaluation of Skin Sensitivity and Skin Thickness for Peels (MySkin AI)
 - 2.4.2. Blemish and Pigmentation Analysis for Selection of Specific Peels (Canfield Reveal Imager)
 - 2.4.3. Customization of Chemical Peels according to Skin Type (Skin IO Custom Peels)
 - 2.4.4. Simulation of Peel Results and Regeneration Follow-Up (MoleScope AI)

- 2.5. Optimization of Hyperpigmentation Treatments
 - 2.5.1. Analysis of Hyperpigmentation Causes and Selection of Appropriate Treatment (Melanin Analyzer AI)
 - 2.5.2. Customization of Intense Pulsed Light (IPL) Blemish Treatments (Syneron Candela IPL)
 - 2.5.3. Follow-Up of the Evolution of Hyperpigmentation after Treatment (VISIA Skin Analysis)
 - 2.5.4. Predicting Results of Depigmentation with Advanced AI (SkinCeuticals Pigment Regulator)
- 2.6. Adaptation of Body Rejuvenation Treatments
 - 2.6.1. Body Flaccidity and Firmness Analysis for Body Firming Treatments (InMode BodyTite)
 - 2.6.2. Evaluation of Skin Tone and Texture for Skin Rejuvenation Procedures (Cuteria Xeo)
 - 2.6.3. Customization of Body Radiofrequency to Individual Needs (Thermage FLX)
 - 2.6.4. Simulation of Results in Non-Invasive Body Rejuvenation Treatments (CoolSculpting Visualizer)
- 2.7. Personalization of Rosacea Treatments
 - 2.7.1. Diagnosis of the Degree of Rosacea and Personalization of Treatment (Aysa AI for Rosacea)
 - 2.7.2. Recommendation of Specific Products and Routines for Rosacea (La Roche-Posay Effaclar AI)
 - 2.7.3. Adjustment of Pulsed Light Treatments to Reduce Redness (Lumenis IPL)
 - 2.7.4. Follow-Up of Improvements and Adjustment of Protocols in Rosacea Treatment (Cuteria Excel V)
- 2.8. Adjustment in Facial Laser Rejuvenation Protocols
 - 2.8.1. Personalization of Fractional Laser Parameters according to Skin Type (Fraxel Dual AI)
 - 2.8.2. Energy and Duration Optimization in Laser Resurfacing Treatments (PicoSure AI)
 - 2.8.3. Simulation of Results and Post-Treatment Follow-Up (Clear + Brilliant)
 - 2.8.4. Evaluation of Improvement in Texture and Tone after Laser Treatments (VISIA Complexion Analysis)

- 2.9. Adaptation of Body Contouring Procedures
 - 2.9.1. Customization of Cryolipolysis Treatments in Specific Areas (CoolSculpting AI)
 - 2.9.2. Optimization of Parameters in Focused Ultrasound Treatments (Ultherapy)
 - 2.9.3. Fine-Tuning Body Contouring Radiofrequency Procedures (Body FX AI)
 - 2.9.4. Simulation of Results in Non-Invasive Body Contouring (SculpSure Consult)
- 2.10. Personalization of Hair Regeneration Treatments
 - 2.10.1. Evaluation of the Degree of Alopecia and Personalization of Hair Treatment (HairMetrix)
 - 2.10.2. Optimization of Density and Growth in Hair Transplants (ARTAS iX Robotic Hair Restoration)
 - 2.10.3. Simulation of Hair Growth in Treatments with PRP (TruScalp AI)
 - 2.10.4. Monitoring the Response to Hair Mesotherapy Therapies (Keeps AI)

Module 3. Artificial Intelligence for Monitoring and Maintenance in Aesthetic Medicine

- 3.1. Post-Treatment Results Monitoring
 - 3.1.1. Follow-Up of Evolution in Facial Treatments with Imaging (Canfield VECTRA)
 - 3.1.2. Comparison of Before and After Results in Body Procedures (MirrorMe3D)
 - 3.1.3. Automatic Evaluation of Texture and Tone Improvement after Treatment (VISIA Skin Analysis)
 - 3.1.4. Documentation and Analysis of Skin Healing Progress (SkinIO)
- 3.2. Aesthetic Routine Adherence Analysis
 - 3.2.1. Detection of Adherence to Daily Skin Care Routines (SkinCoach)
 - 3.2.2. Evaluation of Adherence to Aesthetic Product Recommendations (HelloAva)
 - 3.2.3. Analysis of Treatment Habits and Routines according to Lifestyle (Proven Skincare)
 - 3.2.4. Adjustment of Routines Based on Daily Adherence Follow-Up (Noom Skin AI)

- 3.3. Detection of Early Adverse Effects
 - 3.3.1. Identification of Adverse Reactions in Dermal Filler Treatments (SkinVision)
 - 3.3.2. Monitoring Inflammation and Post-Treatment Redness (Efficlar AI)
 - 3.3.3. Monitoring Side Effects after Laser Resurfacing Procedures (Fraxel AI)
 - 3.3.4. Early Warning of Post-Inflammatory Hyperpigmentation (DermaSensor)
- 3.4. Long-Term Follow-Up of Facial Treatments
 - 3.4.1. Analysis of the Durability of the Effects of Fillers and Botox (Modiface)
 - 3.4.2. Long-Term Outcome Monitoring of Facelift Procedures (Aesthetic One)
 - 3.4.3. Evaluating Gradual Changes in Facial Elasticity and Firmness (Cutometer)
 - 3.4.4. Follow-Up of Facial Volume Improvements after Fat Grafting (Crisalix Volume)
- 3.5. Control of Implant and Filler Results
 - 3.5.1. Detection of Displacements or Irregularities in Facial Implants (VECTRA 3D)
 - 3.5.2. Volume and Shape Tracking in Body Implants (3D LifeViz)
 - 3.5.3. Analysis of the Durability of Fillers and Their Effect on Facial Contouring (RealSelf AI Volume Analysis)
 - 3.5.4. Evaluation of Symmetry and Proportion in Facial Implants (MirrorMe3D)
- 3.6. Evaluation of Results in Blemish Treatments
 - 3.6.1. Monitoring Sunspot Reduction after IPL Treatment (Lumenis AI IPL)
 - 3.6.2. Evaluation of Changes in Hyperpigmentation and Skin Tone (VISIA Skin Analysis)
 - 3.6.3. Monitoring the Evolution of Melasma Spots in Specific Areas (Canfield Reveal Imager)
 - 3.6.4. Comparison of Images to Measure Effectiveness of Depigmentation Treatments (Adobe Sensei)
- 3.7. Skin Elasticity and Firmness Monitoring
 - 3.7.1. Measuring Changes in Elasticity after Radiofrequency Treatments (Thermage AI)
 - 3.7.2. Evaluation of Improvement in Firmness after Ultrasound Treatments (Ultherapy)
 - 3.7.3. Monitoring Skin Firmness in the Face and Neck (Cutera Xeo)
 - 3.7.4. Elasticity Monitoring after Use of Creams and Topical Products (Cutometer)
- 3.8. Efficiency Control in Anti-Cellulite Treatments
 - 3.8.1. Cellulite Reduction Analysis in Cavitation Procedures (UltraShape AI)
 - 3.8.2. Evaluation of Texture and Volume Changes after Anti-Cellulite Treatment (VASER Shape)
 - 3.8.3. Monitoring Improvements after Body Mesotherapy Procedures (Body FX)
 - 3.8.4. Comparison of Cellulite Reduction Results with Cryolipolysis (CoolSculpting AI)
- 3.9. Peel Results Stability Analysis
 - 3.9.1. Monitoring Skin Regeneration and Texture after Chemical Peeling (VISIA Complexion Analysis)
 - 3.9.2. Evaluation of Sensitivity and Redness after Peels (SkinScope LED)
 - 3.9.3. Monitoring Post-Peel Blemish Reduction (MySkin AI)
 - 3.9.4. Comparison of Long-Term Results after Multiple Peel Sessions (VISIA Skin Analysis)
- 3.10. Adapting Protocols for Optimal Results
 - 3.10.1. Adjustment of Parameters in Rejuvenation Treatments According to Results (Aesthetic One)
 - 3.10.2. Customization of Post-Treatment Maintenance Protocols (SkinCeuticals Custom D.O.S.E)
 - 3.10.3. Optimization of Time between Sessions of Non-Invasive Procedures (Aysa AI)
 - 3.10.4. Home Care Recommendations Based on Treatment Response (HelloAva)



Practical exercises based on real cases and videos in detail elaborated by the teachers themselves will be the key to your success in this university program"

04

Teaching Objectives

Through this Postgraduate Diploma, specialists will stand out for their comprehensive understanding of the application of Artificial Intelligence in the field of Aesthetic Medicine. In line with this, graduates will gain advanced technical skills to manage large volumes of data, use predictive algorithms and even state-of-the-art software for clinical simulation. Thanks to this, professionals will be able to optimize their diagnoses, personalize therapies and constantly monitor patients' condition.




“

You will implement intelligent systems that allow real-time monitoring of the progress of aesthetic therapies, facilitating timely adjustments”



General Objectives

- ♦ Develop advanced skills in the collection, cleaning and structuring of clinical and aesthetic data, ensuring the quality of the information
- ♦ Create and train predictive models based on Artificial Intelligence, able to anticipate aesthetic treatment results with high precision and personalization
- ♦ Manage specialized 3D simulation software to project potential outcomes of therapies
- ♦ Implement AI algorithms to improve accuracy in factors such as skin anomaly detection, sun damage assessment or skin texture
- ♦ Design clinical protocols tailored to the individual characteristics of each patient; taking into account their clinical data, environmental factors, and lifestyle
- ♦ Apply techniques for anonymization, encryption and ethical management of sensitive data
- ♦ Develop strategies to assess and adjust treatments based on the evolution of individuals, using visualization and predictive analytics tools
- ♦ Use synthetic data to train Artificial Intelligence models, extending predictive capabilities and respecting patients' privacy
- ♦ Adopt emerging Artificial Intelligence techniques to adjust and continuously improve therapeutic plans
- ♦ Be able to lead innovation projects, applying advanced technological knowledge to transform the Aesthetic Medicine sector





Specific Objectives

Module 1. Diagnosis and Analysis with Artificial Intelligence in Aesthetic Medicine

- ♦ Apply Artificial Intelligence methods for advanced diagnosis of skin anomalies, sun damage and facial aging
- ♦ Implement predictive models to evaluate skin tone, texture and firmness in different types of people
- ♦ Use neural networks to classify lesions, scars and other aesthetic problems, facilitating the personalization of treatments
- ♦ Evaluate skin responses to therapies and products using advanced analysis tools

Module 2. Personalization and Optimization of Aesthetic Treatments with Artificial Intelligence

- ♦ Design personalized treatments tailored to the unique characteristics of each patient, integrating clinical analysis and external factors
- ♦ Optimize filler, peel and rejuvenation procedures based on predictive simulations
- ♦ Adjust skin care routines according to individual needs and environmental conditions
- ♦ Implement innovative protocols to maximize efficacy and satisfaction in aesthetic results

Module 3. Artificial Intelligence for Monitoring and Maintenance in Aesthetic Medicine

- ♦ Monitor post-treatment results using advanced data visualization and analysis tools
- ♦ Detect early adverse effects and adjust maintenance protocols based on predictive data
- ♦ Evaluate adherence to aesthetic routines and make personalized recommendations to optimize long-term outcomes
- ♦ Ensure a continuous and documented follow-up of patients' evolution through Artificial Intelligence and interactive dashboards



Are you looking for a university program that is compatible with your daily responsibilities? You are looking at the right university program, TECH adapts to you"

05

Career Opportunities

This university program will provide Aesthetic Medicine professionals with the necessary tools to master the most advanced Artificial Intelligence techniques. In this way, graduates will develop specialized clinical skills in the use of algorithms, predictive modeling and simulation systems. In addition, they will deftly handle state-of-the-art software to improve the accuracy of their diagnoses, personalize aesthetic treatments and perform optimal patient follow-up.





“

Are you looking to work as a Technology Innovation Project Manager in the aesthetic field? Do it with this university degree in just 6 months”

Graduate Profile

Upon completion of this Postgraduate Diploma, graduates will be highly qualified to integrate Artificial Intelligence technologies in Aesthetic Medicine environments. This will allow them to improve the accuracy of their diagnoses and manage available resources more efficiently. In addition, professionals will acquire skills to design, implement and evaluate intelligent systems that personalize therapeutic plans and perform real-time monitoring of patient status.

You will use Machine Learning models to anticipate the response of users to different aesthetic treatments and maximize the effectiveness of clinical interventions.

- ♦ **Technological Innovation in Aesthetic Medicine:** Ability to implement Artificial Intelligence tools in aesthetic procedures, optimizing results and customizing treatments according to patient needs
- ♦ **Data-Driven Decision Making:** Ability to use data obtained through intelligent systems to develop accurate diagnoses and design effective treatment plans
- ♦ **Ethical Commitment and Safety in Advanced Technologies:** Responsibility in the application of ethical and privacy regulations in the use of technological tools, ensuring confidentiality and protection of user data
- ♦ **Critical Thinking in Aesthetic Solutions:** Skill in assessing and solving clinical challenges through the use of Artificial Intelligence, ensuring safe procedures tailored to patients' expectations





After completing the program, you will be able to use your knowledge and skills in the following positions:

- 1. Physician specialized in Technological Innovation in Aesthetic Medicine:** Focuses on integrating and managing Artificial Intelligence solutions in aesthetic clinics to improve both treatment accuracy and patient experience.
- 2. Aesthetics Data Manager:** Responsible for the management of large volumes of aesthetic data through Artificial Intelligence, ensuring its analysis and protection to optimize the attention to users.
- 3. Specialist in Aesthetic Telemedicine with Artificial Intelligence:** Their work consists of remote monitoring of patients, using machine learning tools for continuous evaluation of therapies and preventive intervention.
- 4. Consultant in Artificial Intelligence Projects in Aesthetic Medicine:** Dedicated to the implementation of technological tools in healthcare environments, collaborating with multidisciplinary teams to ensure that the technological solutions are adapted to clinical needs.
- 5. Personalized Care Coordinator:** Focuses on developing and managing individualized treatment plans, using algorithms to adapt to the specific needs of each individual.
- 6. Supervisor of Clinical Innovation Projects in Aesthetic Medicine:** Leads initiatives that seek to incorporate Artificial Intelligence into medical practice, improving workflows and optimizing care resources.
- 7. Expert in Safety and Ethics in Artificial Intelligence:** Proficient in the regulations and ethics applied to the use of deep learning in Aesthetic Medicine, being in charge of assessing and mitigating risks related to data privacy.
- 8. Researcher in Artificial Intelligence and Aesthetic Medicine:** Engages in advanced research on new applications of intelligent systems in the clinical context, contributing to the development of technological innovations in the field.

06

Study Methodology

TECH is the world's first university to combine the **case study** methodology with **Relearning**, a 100% online learning system based on guided repetition.

This disruptive pedagogical strategy has been conceived to offer professionals the opportunity to update their knowledge and develop their skills in an intensive and rigorous way. A learning model that places students at the center of the educational process giving them the leading role, adapting to their needs and leaving aside more conventional methodologies.



“

TECH will prepare you to face new challenges in uncertain environments and achieve success in your career”

The student: the priority of all TECH programs

In TECH's study methodology, the student is the main protagonist.

The teaching tools of each program have been selected taking into account the demands of time, availability and academic rigor that, today, not only students demand but also the most competitive positions in the market.

With TECH's asynchronous educational model, it is students who choose the time they dedicate to study, how they decide to establish their routines, and all this from the comfort of the electronic device of their choice. The student will not have to participate in live classes, which in many cases they will not be able to attend. The learning activities will be done when it is convenient for them. They can always decide when and from where they want to study.

“

*At TECH you will NOT have live classes
(which you might not be able to attend)”*



The most comprehensive study plans at the international level

TECH is distinguished by offering the most complete academic itineraries on the university scene. This comprehensiveness is achieved through the creation of syllabi that not only cover the essential knowledge, but also the most recent innovations in each area.

By being constantly up to date, these programs allow students to keep up with market changes and acquire the skills most valued by employers. In this way, those who complete their studies at TECH receive a comprehensive education that provides them with a notable competitive advantage to further their careers.

And what's more, they will be able to do so from any device, pc, tablet or smartphone.

“*TECH's model is asynchronous, so it allows you to study with your pc, tablet or your smartphone wherever you want, whenever you want and for as long as you want*”

Case Studies and Case Method

The case method has been the learning system most used by the world's best business schools. Developed in 1912 so that law students would not only learn the law based on theoretical content, its function was also to present them with real complex situations. In this way, they could make informed decisions and value judgments about how to resolve them. In 1924, Harvard adopted it as a standard teaching method.

With this teaching model, it is students themselves who build their professional competence through strategies such as Learning by Doing or Design Thinking, used by other renowned institutions such as Yale or Stanford.

This action-oriented method will be applied throughout the entire academic itinerary that the student undertakes with TECH. Students will be confronted with multiple real-life situations and will have to integrate knowledge, research, discuss and defend their ideas and decisions. All this with the premise of answering the question of how they would act when facing specific events of complexity in their daily work.



Relearning Methodology

At TECH, case studies are enhanced with the best 100% online teaching method: Relearning.

This method breaks with traditional teaching techniques to put the student at the center of the equation, providing the best content in different formats. In this way, it manages to review and reiterate the key concepts of each subject and learn to apply them in a real context.

In the same line, and according to multiple scientific researches, reiteration is the best way to learn. For this reason, TECH offers between 8 and 16 repetitions of each key concept within the same lesson, presented in a different way, with the objective of ensuring that the knowledge is completely consolidated during the study process.

Relearning will allow you to learn with less effort and better performance, involving you more in your specialization, developing a critical mindset, defending arguments, and contrasting opinions: a direct equation to success.



A 100% online Virtual Campus with the best teaching resources

In order to apply its methodology effectively, TECH focuses on providing graduates with teaching materials in different formats: texts, interactive videos, illustrations and knowledge maps, among others. All of them are designed by qualified teachers who focus their work on combining real cases with the resolution of complex situations through simulation, the study of contexts applied to each professional career and learning based on repetition, through audios, presentations, animations, images, etc.

The latest scientific evidence in the field of Neuroscience points to the importance of taking into account the place and context where the content is accessed before starting a new learning process. Being able to adjust these variables in a personalized way helps people to remember and store knowledge in the hippocampus to retain it in the long term. This is a model called Neurocognitive context-dependent e-learning that is consciously applied in this university qualification.

In order to facilitate tutor-student contact as much as possible, you will have a wide range of communication possibilities, both in real time and delayed (internal messaging, telephone answering service, email contact with the technical secretary, chat and videoconferences).

Likewise, this very complete Virtual Campus will allow TECH students to organize their study schedules according to their personal availability or work obligations. In this way, they will have global control of the academic content and teaching tools, based on their fast-paced professional update.



The online study mode of this program will allow you to organize your time and learning pace, adapting it to your schedule”

The effectiveness of the method is justified by four fundamental achievements:

1. Students who follow this method not only achieve the assimilation of concepts, but also a development of their mental capacity, through exercises that assess real situations and the application of knowledge.
2. Learning is solidly translated into practical skills that allow the student to better integrate into the real world.
3. Ideas and concepts are understood more efficiently, given that the example situations are based on real-life.
4. Students like to feel that the effort they put into their studies is worthwhile. This then translates into a greater interest in learning and more time dedicated to working on the course.

The university methodology top-rated by its students

The results of this innovative teaching model can be seen in the overall satisfaction levels of TECH graduates.

The students' assessment of the teaching quality, the quality of the materials, the structure of the program and its objectives is excellent. Not surprisingly, the institution became the top-rated university by its students according to the global score index, obtaining a 4.9 out of 5.

Access the study contents from any device with an Internet connection (computer, tablet, smartphone) thanks to the fact that TECH is at the forefront of technology and teaching.

You will be able to learn with the advantages that come with having access to simulated learning environments and the learning by observation approach, that is, Learning from an expert.



As such, the best educational materials, thoroughly prepared, will be available in this program:



Study Material

All teaching material is produced by the specialists who teach the course, specifically for the course, so that the teaching content is highly specific and precise.

This content is then adapted in an audiovisual format that will create our way of working online, with the latest techniques that allow us to offer you high quality in all of the material that we provide you with.



Practicing Skills and Abilities

You will carry out activities to develop specific competencies and skills in each thematic field. Exercises and activities to acquire and develop the skills and abilities that a specialist needs to develop within the framework of the globalization we live in.



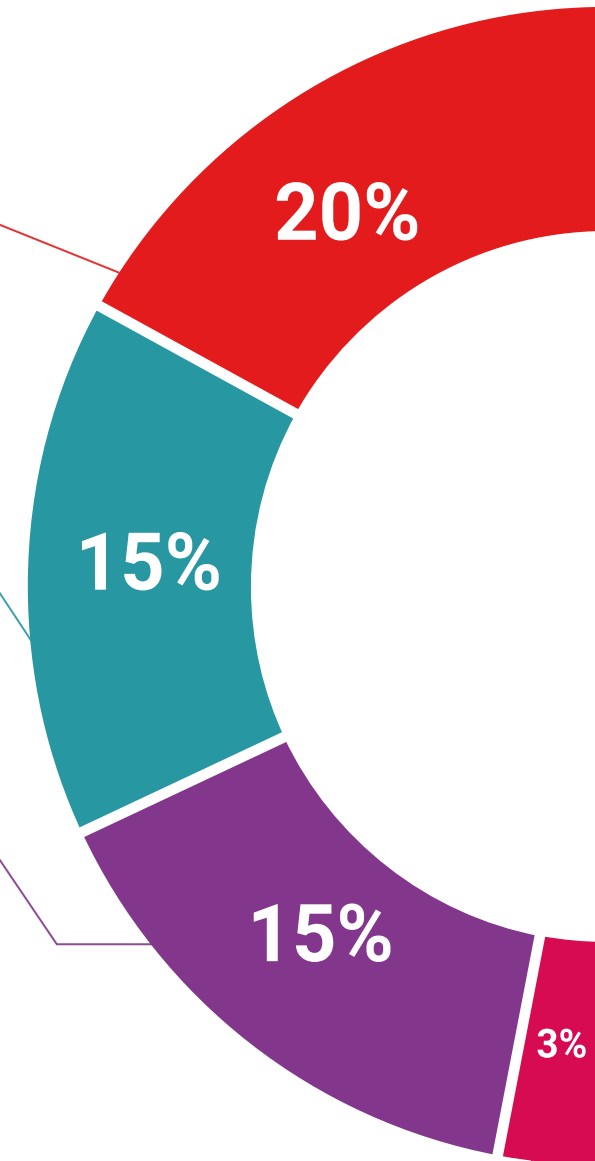
Interactive Summaries

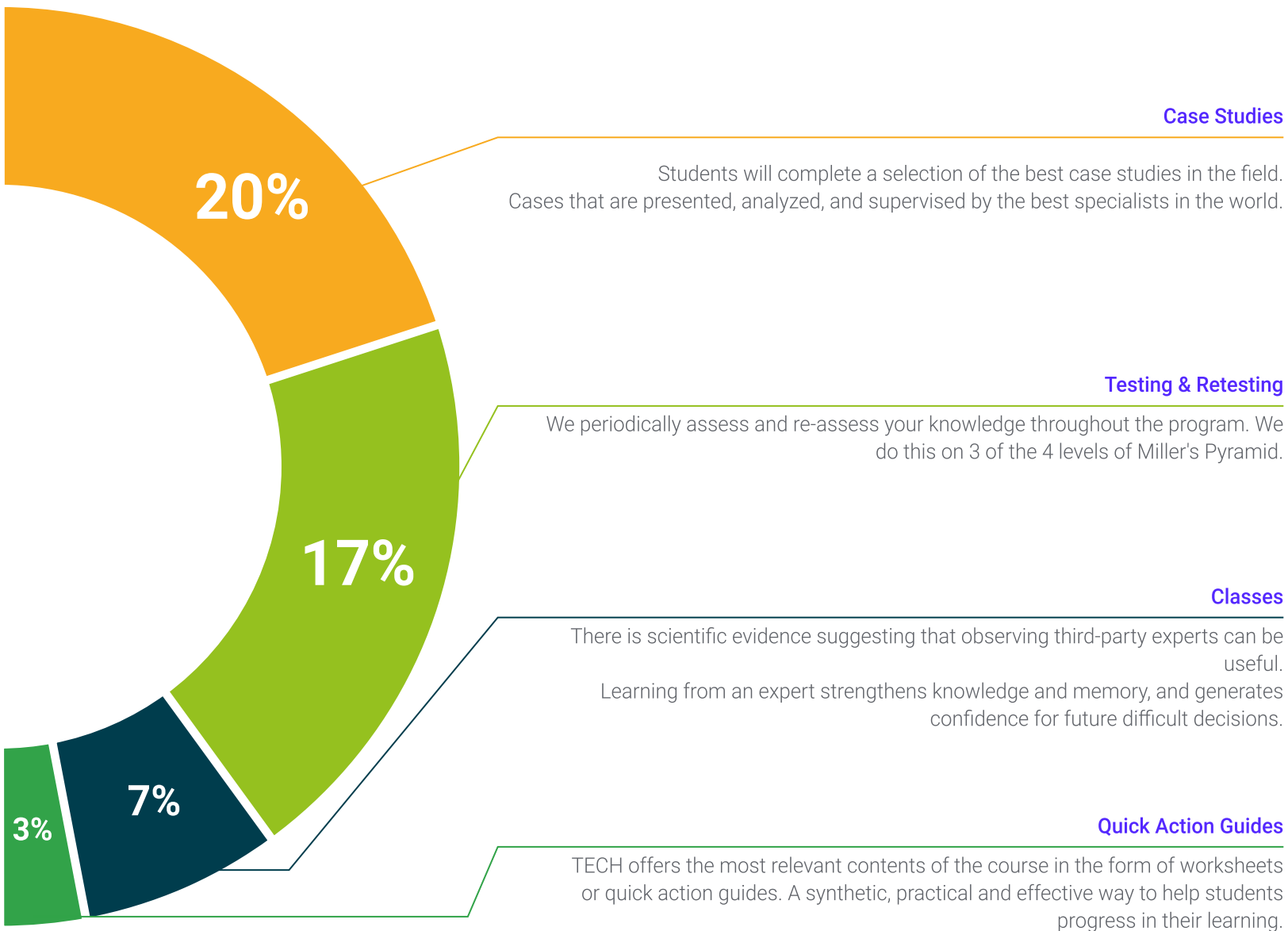
We present the contents attractively and dynamically in multimedia lessons that include audio, videos, images, diagrams, and concept maps in order to reinforce knowledge. This exclusive educational system for presenting multimedia content was awarded by Microsoft as a "European Success Story".



Additional Reading

Recent articles, consensus documents, international guides... In our virtual library you will have access to everything you need to complete your education.

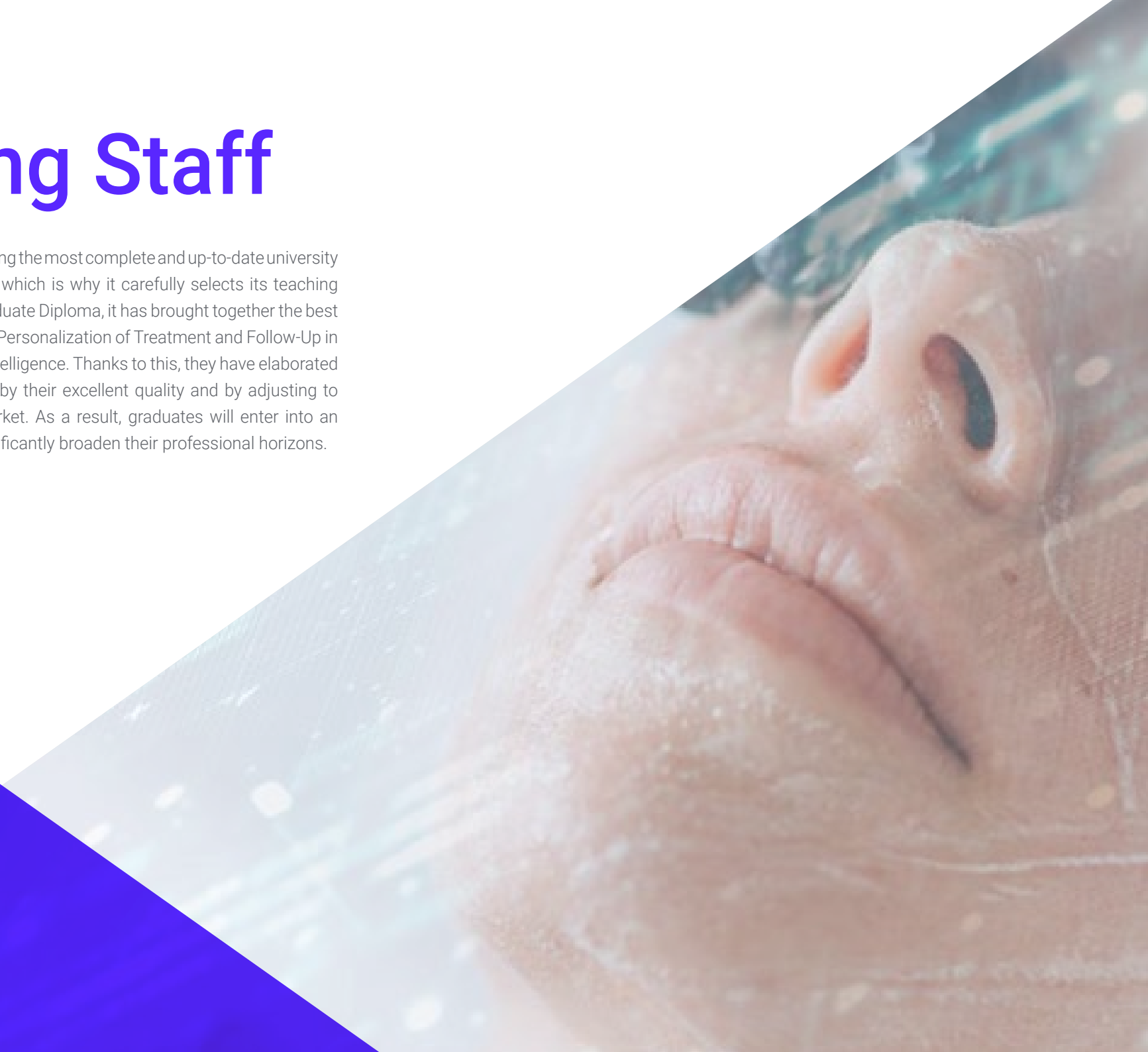




07

Teaching Staff

TECH's philosophy is based on offering the most complete and up-to-date university programs on the academic scene, which is why it carefully selects its teaching staff. For the design of this Postgraduate Diploma, it has brought together the best specialists in the field of Diagnosis, Personalization of Treatment and Follow-Up in Aesthetic Medicine with Artificial Intelligence. Thanks to this, they have elaborated multiple didactic contents defined by their excellent quality and by adjusting to the needs of the current labor market. As a result, graduates will enter into an immersive experience that will significantly broaden their professional horizons.



“

You will have the support of the teaching team, made up of renowned specialists in Diagnosis, Personalization of Treatment and Follow-up in Aesthetic Medicine with Artificial Intelligence”

Management



Dr. Peralta Martín-Palomino, Arturo

- CEO and CTO at Prometheus Global Solutions
- CTO at Korporate Technologies
- CTO at AI Shepherds GmbH
- Consultant and Strategic Business Advisor at Alliance Medical
- Director of Design and Development at DocPath
- Doctorate in Psychology from the University of Castilla La Mancha
- Doctorate in Economics, Business and Finance from the Camilo José Cela University
- Doctorate in Psychology from University of Castilla La Mancha
- Master's Degree in Executive MBA from the Isabel I University
- Master's Degree in Sales and Marketing Management from the Isabel I University
- Expert Master's Degree in Big Data by Hadoop Training
- Master's Degree in Advanced Information Technologies from the University of Castilla La Mancha
- Member of: SMILE Research Group



Professors

Mr. Popescu Radu, Daniel Vasile

- ♦ Independent Specialist in Pharmacology, Nutrition and Dietetics
- ♦ Freelance Producer of Didactic and Scientific Content
- ♦ Nutritionist and Community Dietitian
- ♦ Community Pharmacist
- ♦ Researcher
- ♦ Master's Degree in Nutrition and Health from the Open University of Catalonia
- ♦ Master's Degree in Psychopharmacology from the University of Valencia
- ♦ Pharmacist from the Complutense University of Madrid
- ♦ Nutritionist-Dietitian by the European University Miguel de Cervantes

Mr. Del Rey Sánchez, Alejandro

- ♦ Degree in Industrial Organization Engineering
- ♦ Certification in Big Data and Business Analytics
- ♦ Certification in Microsoft Excel Advanced, VBA, KPI and DAX
- ♦ Certification in CIS Telecommunication and Information Systems

Ms. Del Rey, Cristina

- ♦ Talent Management Administrator at Securitas Seguridad España, S.L.
- ♦ Extracurricular Activities Center Coordinator
- ♦ Support classes and pedagogical interventions with Primary and Secondary Education students
- ♦ Postgraduate in Development, Delivery and Tutoring of e-Learning Training Actions
- ♦ Postgraduate in Early Childhood Care
- ♦ Degree in Pedagogy from the Complutense University of Madrid

08 Certificate

The Postgraduate Diploma in Diagnosis, Treatment Personalization and Follow-Up in Aesthetic Medicine with Artificial Intelligence guarantees students, in addition to the most rigorous and up-to-date education, access to a Postgraduate Certificate issued by TECH Global University.



“

*Successfully complete this program and
receive your university qualification without
having to travel or fill out laborious paperwork”*

This private qualification will allow you to obtain a **Postgraduate Diploma in Diagnosis, Treatment Personalization and Follow-Up in Aesthetic Medicine with Artificial Intelligence** endorsed by **TECH Global University**, the world's largest online university.

TECH Global University is an official European University publicly recognized by the Government of Andorra ([official bulletin](#)). Andorra is part of the European Higher Education Area (EHEA) since 2003. The EHEA is an initiative promoted by the European Union that aims to organize the international training framework and harmonize the higher education systems of the member countries of this space. The project promotes common values, the implementation of collaborative tools and strengthening its quality assurance mechanisms to enhance collaboration and mobility among students, researchers and academics.

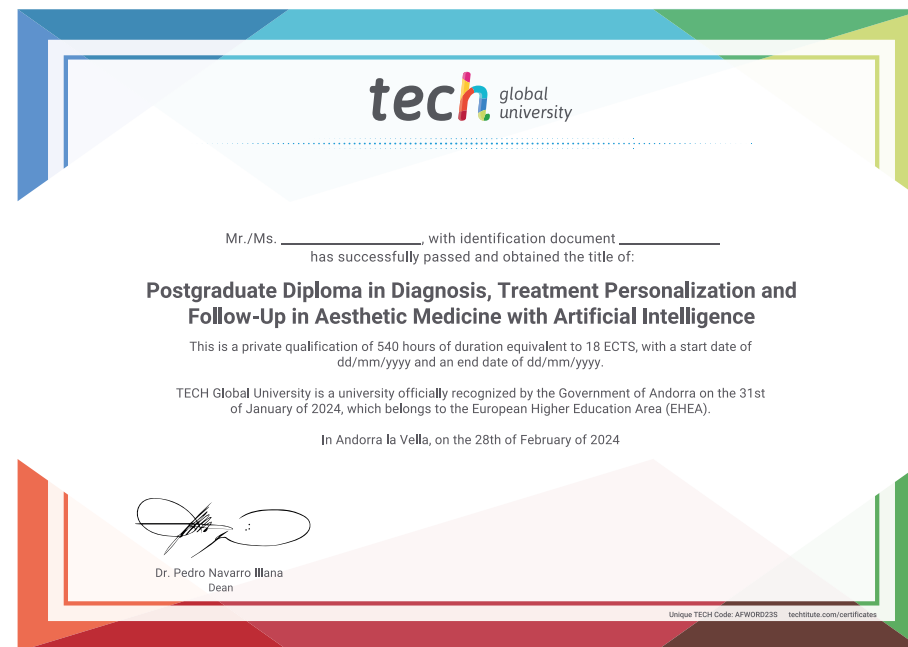
This **TECH Global University** private qualification is a European program of continuing education and professional updating that guarantees the acquisition of competencies in its area of knowledge, providing a high curricular value to the student who completes the program.

Title: **Postgraduate Diploma in Diagnosis, Treatment Personalization and Follow-Up in Aesthetic Medicine with Artificial Intelligence**

Modality: **online**

Duration: **6 months**

Accreditation: **18 ECTS**





Postgraduate Diploma
Diagnosis, Treatment
Personalization and Follow-
Up in Aesthetic Medicine
with Artificial Intelligence

- » Modality: online
- » Duration: 6 months
- » Certificate: TECH Global University
- » Accreditation: 18 ECTS
- » Schedule: at your own pace
- » Exams: online

Postgraduate Diploma

Diagnosis, Treatment Personalization
and Follow-Up in Aesthetic Medicine
with Artificial Intelligence